

Convenor – Central Bank Of India



ANNUAL CREDIT PLAN

Madhya Pradesh
2024-25

State Level Bankers Committee, Madhya Pradesh

Executive Summmary

Manish Singh, IAS
Principal Secretary



DO. No./PS/Finance
Government of Madhya Pradesh
Department of Finance

Date : 22.05.2024



Message

I am delighted to share the Annual Credit Plan for the State of Madhya Pradesh by the State Level Banker's Committee (SLBC), with a total outlay of Rs. 3,58,625 Crore for the financial year 2024-25. Acknowledging the state's dominance in agriculture and the crucial role of MSMEs in driving economic growth, we have earmarked Rs. 1,35,460 crore for Agriculture and Rs. 1,11,067 crore for MSMEs. These two sectors constitute 68.74% of the total credit plan.

This Annual Credit Plan is poised to act as a catalyst for State Government Departments, Financial Institutions and other stakeholders involved in strategic planning and executing credit-linked development initiatives. It's gratifying to note that the plan includes significant allocations for all key focus areas essential for fostering inclusive growth in the state.

I extend my commendations to the SLBC and the Directorate of Institutional Finance for their efforts.


(Manish Singh)

सुनील कुमार

मुख्य महाप्रबंधक

Chief General Manager

Message



I am pleased to note that the State Level Bankers' Committee (SLBC) is launching the Annual Credit Plan (ACP) 2024-25 for Madhya Pradesh. Credit planning ensures equitable and optimal use of resources and facilitates effective monitoring of a credit dispensation of at the ground level.

The ACP is evolved through a structured credit planning process with the Bottom-up Approach. NABARD's district-level Potential Linked Credit Plans (PLPs) are aggregated into the State Focus Paper (SFP), forming the foundation for the ACP. Projections in PLPs are arrived at after taking into consideration resource endowments, availability of infrastructure and latest policy initiatives. This ensures a seamless integration of the SFP and ACP.



I am confident that the ACP of Rs. 3,58,625 crore (including Rs. 2,58,979 crore for the Priority Sector) will boost Ground Level Credit (GLC) during 2024-25 in the state. This will not only provide sufficient working capital for farmers, artisans, and entrepreneurs but also enhance gross capital formation in rural areas through asset and infrastructure creation via term lending.

I urge the banking community and other financial institutions to ensure the successful achievement of ACP 2024-25, both in terms of quality and quantity. By meeting these targets, particularly in agricultural term lending, we can improve the CD Ratio, especially in credit starved districts. I encourage all banks to diversify their agricultural loan portfolio and focus on term lending for capital formation in agriculture.

I congratulate the SLBC Team for their efforts in formulating ACP 2024-25. I am confident that the successful implementation of this plan will accelerate inclusive growth and bring prosperity to the rural population of the state.

I wish SLBC and the banking community a successful business year 2024-25 and assure them of full support from NABARD.

(Sunil Kumar)

Chief General Manager NABARD

Madhya Pradesh Regional Office

राष्ट्रीय कृषि और ग्रामीण विकास बैंक

National Bank for Agriculture and Rural Development

मध्यप्रदेश क्षेत्रीय कार्यालय, ई-5, अररा कॉलोनी, भोपाल-462016 टेली : +91 755-2464775 फ़ैक्स : +91 755-2466188 ई-मेल: bhopal@nabard.org
Madhya Pradesh Regional Office, E-5, Arera Colony, Bhopal-462016 Tel. : +91 755-2464775 Fax : +91 755-2466188 E-mail : bhopal@nabard.org

Preface

This is a matter of great pleasure that I am presenting the Annual Credit Plan for the Financial Year 2024-25, a comprehensive amalgamation of the approved district credit plans from across all 55 districts. This plan symbolizes our commitment to aligning bank credits with the potential for development within blocks and districts, as outlined by the State Government for the balanced growth of our state.




A total outlay of Rs. 3,58,625 crore across priority and non-priority sectors, marking an increase of 16.35 % from the previous year, has been fixed for the year 2024-25. Emphasizing the importance of the priority sector, a substantial allocation of Rs 2,58,979 crore, accounting for 72.21% of the total credit plan has been made.

Recognizing the pivotal role of the MSME sector in fostering entrepreneurship and generating employment opportunities, credit assessment targets Rs 1,11,067 crore for this significant economic segment has been made, which is 31.94% above last year's ACP target. Additionally, allocations for Education, Housing, Export Credit, Social Infrastructure, Renewable Energy, and Other Priority Sectors have been meticulously outlined to cater to diverse developmental needs.

I extend my sincere gratitude to the State Government, RBI, NABARD, LDMs and the controlling offices of various banks for their cooperation and guidance. I trust that this document will serve as a guiding compass for bankers, and all other stakeholders, fostering collective actions for the economic upliftment of the state. I look forward to the concerted efforts of all banks in achieving the targeted credit disbursements across sectors for the year 2024-25.

Bhopal
May 15, 2024


(Tarsem Singh Zira)
Convenor-SLBC

■ Table of Contents

Annual Credit Plan 2024-25

01. Highlights of Annual Credit Plan 2023-24	1
02. Agency wise ACP Target	3
03. ACP vis-à-vis NABARD PLP	4
04. Annual Credit Plan Comparison	5
05. ACP Target and disbursement over past few years	6

Key Banking Parameters of Madhya Pradesh

06. Key Banking Parameters- At a glance	7
07. Highlights of Banking developments FY 2023-24	8
08. Credit Deposit Ratio	10

Scheme in Focus

09. PM- Surya Ghar: Muft Bijli Yojana	13
10. PM Vishwakarma	15

About Madhya Pradesh

11. About Madhya Pradesh	16
12. Important Facts of Madhya Pradesh	18
13. Economy	19

Data Table

Annual Credit Plan Target 2023-24

01. Bank-wise ACP (Agriculture)	27
02. Bank-wise ACP (MSME)	28
03. Bank-wise ACP (Export Credit, Education, Housing & Social Infra)	29
04. Bank-wise ACP (Priority Sector)	30
05. Bank-wise ACP (Non- Priority Sector)	31
06. District-wise ACP (Agriculture)	32
07. District-wise ACP (MSME)	33
08. District-wise ACP (Export Credit, Education, Housing & Social Infra)	34
09. District-wise ACP (Priority Sector)	35
10. District-wise ACP (Non- Priority Sector)	36

Annexure

1. Bank wise SHG Credit Linkage target 2024-25	38
2. Bank-wise Target under PMFME 2024-25	39
3. Approved District Credit Plans 2024-25	41

ANNUAL CREDIT PLAN 2024 - 25

Highlights

Sr.	Sector	No. of A/cs	Amount (in cr.)	% Share to total credit plan outlay
1	Farm Credit	74,96,907	1,16,682	32.54
1a	Out of Farm Credit Crop Loans	46,05,526	80,872	22.55
1b	Agriculture Term Loan	28,91,381	35,810	10
2	Agriculture Infrastructure	13,556	1,680	0.47
3	Ancillary Activities	81,360	17,098	4.77
4	Total Agriculture (1+2+3)	75,91,823	1,35,460	37.77
5	MSME (5a+5b+5c+5d+5e)	11,32,015	1,11,067	30.97
5a	Micro Enterprises	10,70,530	53,978	15.05
5b	Small Enterprises	45,956	36,545	10.19
5c	Medium Enterprises	9,218	19,582	5.46
5d	KVIC	4,259	517	0.14
5e	Other under MSME	2,052	444	0.12
6	Export Credit	127	432	0.12
7	Education	28,160	468	0.13
8	Housing	1,08,241	5,997	1.67
9	Social Infrastructure	7,625	213	0.06
10	Renewal Energy	5,320	84	0.02
11	Other Priority Sector	7,36,742	5258	1.47
12	Total Priority Sector	96,10,053	2,58,979	72.21
13	Non-Priority Sector	18,27,366	99,646	27.79
14	Total Credit Plan	1,14,37,419	3,58,625	100.00
15	Weaker Section	30,63,147	59,736	16.66



Annual Credit Plan for Madhya Pradesh has been drawn with an outlay of Rs.3.58 lakh crores. This is aggregation of the approved credit plan of all the 55 districts. A bottom-up approach is adopted in preparing the ACP, keeping in view of disbursement trends and growth pattern of the banks in past few years. ACP is also aligned with the Potential Credit Plan of NABARD, actual credit requirements of the various sector and potential identified in respect of Government Sponsored Scheme.

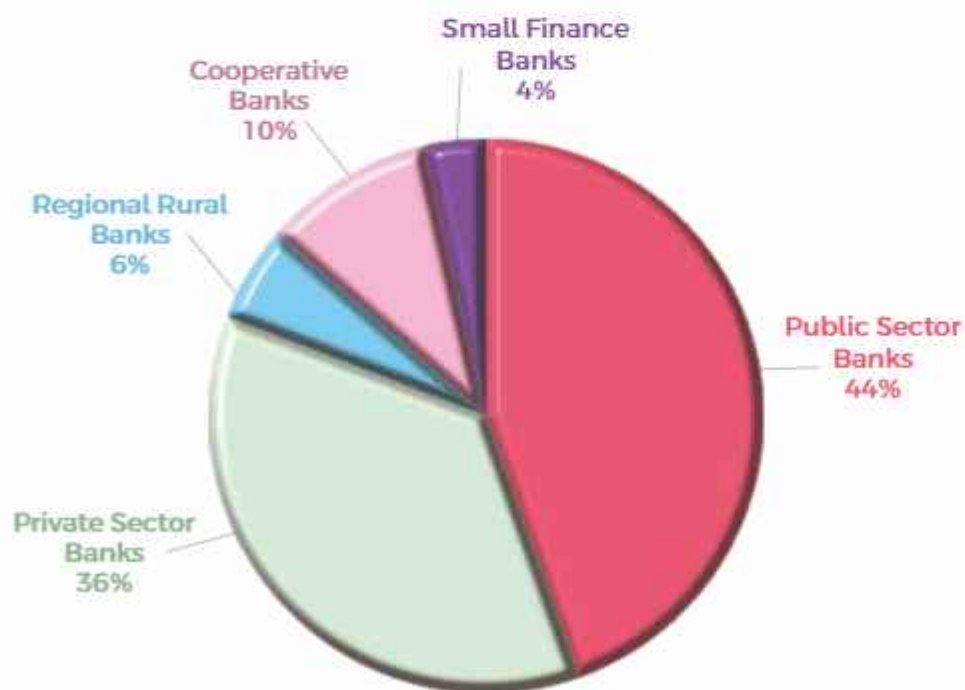
- Priority Sector lending targets have been fixed at Rs. 2,58,979 crore having significant share of Rs.1,35,460 crores as Agriculture Credit.
- Micro, Small and Medium Enterprises (MSMEs) are considered to be the backbone of the economy and it plays pivotal role in nation growth. MSMEs employ lakhs of unskilled and semi-skilled individuals. The potential assessed for MSMEs are increasing year on year and this year target of Rs.1,11,067 crores have been fixed which accounts 31.06 % of the total outlay.



AGENCY WISE ACP TARGET

amt. in crore (FY 2024-25)

Sr.	Banks	Agriculture		Crop Loans		MSME		Priority Sector	
		Target	Allotment %	Target	Allotment %	Target	Allotment %	Target	Allotment %
1	Public Sector Banks	61,091	45.10	37,140	46	47,996	43	1,14,455	44
2	Private Sector Banks	34,746	25.65	11,346	14	56,240	51	95,262	36
3	Commercial Banks (PSBs+PVTs)	95,837	70.75	48,486	60	1,04,236	94	2,09,717	81
4	Regional Rural Banks	10,993	8.12	9,061	11	1970	2	14,335	6
5	Cooperative Banks	24,713	18.24	23,124	29	700	1	25,605	10
6	Small Finance Banks	3,916	2.89	201	0	4,161	4	9,322	4
7	Total	1,35,460	100	80,872	100	1,11,067	100	2,58,979	100



Acp Allotment% of Total Plan

PLP OF NABARD & ACP 2024 - 25

Sr.	Sector	PLP of NABARD 2024-25	ACP 2024-25	% of PLP
1	Farm Credit	1,57,571	1,16,682	74.05
	Out of Farm Credit			
1a	Crop Loans	1,05,510	80,872	76.65
	Agriculture Term			
1b	Loans	52,061	35,810	68.78
	Agriculture			
2	Infrastructure	7,415	1,680	22.64
3	Ancillary Activities	15,427	17,098	110.83
4	Total Agriculture	1,80,413	1,35,460	75.08
5	MSME	89,471	1,11,067	124.14
6	Education	2,081	468	22.49
7	Housing	8,598	5,997	69.76
8	Export Credit	0	432	
9	Social Infrastructure	1,712	213	12.44
10	Renewable Energy	795	84	10.57
11	Other Priority	1,382	5,258	0.00
12	Total Priority Sector	2,84,452	2,58,979	91.04



The National Bank for Agriculture and Rural Development (NABARD) has projected Rs.2,84,452 crore as Potential Linked Credit Plan (PLP) for the 2024-25 for the State of Madhya Pradesh under priority sector.

Credit assessed by the banks for the year 2024-25 under priority sector is in line with the PLP, which is Rs.2,58,979 crore and comprising 91% of PLP.



- Against the PLP of Rs. 1,80,413 Crore under agriculture sector, credit provision of Rs. 1,35,460 crore have been made in ACP. It includes provision of Rs. 80,872 crore for crop loan and Rs. 35,810 crore for agriculture term loan.
- Provision of Rs. 1,11,067 have been made for MSMEs against the PLP of Rs. 89,471 crore which is 124 % of PLP. The ambitious target has been set keeping in view of disbursement trends of last few years and huge untapped potential in this sector in the state.

ANNUAL CREDIT PLAN

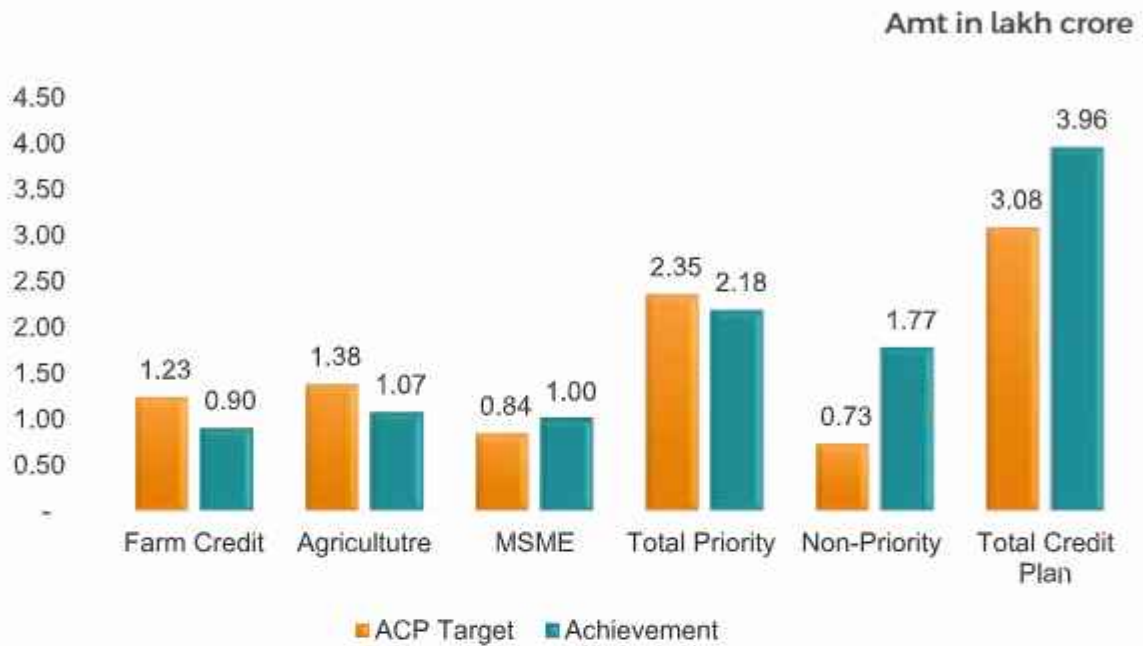
Comparison

Amount in crore

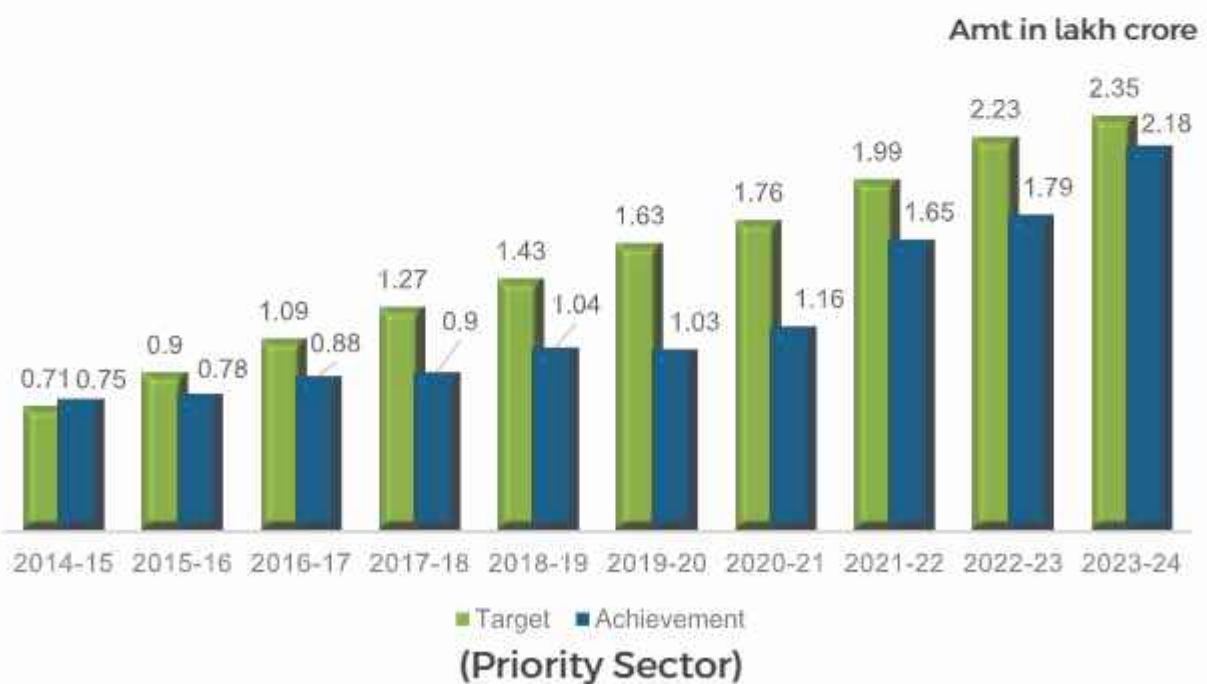
Sr.	Sector	ACP 2023-24	Disbursements			ACP achievement % 2023-24	ACP 2024-25
			2021-22	2022-23	2023-24		
1	Farm Credit	1,23,460.00	94,346.00	80,870.00	89,920.00	72.83	1,16,682.00
1a	Out of Farm Credit Crop loans	82,000.00	72,554.00	57,954.00	63,730.00	77.72	80,872.00
1b	Agriculture Term Loan	41,460.00	21,792.00	22,916.00	26,190.00	63.17	35,810.00
2	Agriculture Infrastructure	3,343.00	1,462.00	1,671.00	1,006.00	30.09	1,680.00
3	Ancillary Activities	10,949.00	9,447.00	11,653.00	16,331.00	149.16	17,098.00
4	Total Agriculture	1,37,752.00	1,05,255.00	94,194.00	1,07,257.00	77.86	1,35,460.00
5	MSME	84,174.00	46,945.00	74,814.00	99,884.00	118.66	1,11,067.00
6	Education	310.00	173.00	81.00	408.00	131.61	432.00
7	Housing	582.00	508.00	427.00	399.00	68.56	468.00
8	Export Credit	7,276.00	5,772.00	5,092.00	5,447.00	74.86	5,997.00
9	Social Infrastructure	615.00	287.00	300.00	101.00	16.42	213.00
10	Renewable Energy	85.00	1.00	2.00	1.00	1.18	84.00
11	Other Priority	4,621.00	5,178.00	4,564.00	4,979.00	107.75	5,258.00
12	Total Priority Sector	2,35,415.00	1,64,120.00	1,79,474.00	2,18,476.00	92.80	2,58,979.00
13	Non-Priority Sector	72,798.00	1,39,117.00	1,67,574.00	1,77,181.00	243.39	99,646.00
14	Total Credit Plan	3,08,213.00	3,03,237.00	3,47,048.00	3,95,657.00	128.37	3,58,625.00

Annual Credit Plan under Priority sector for FY 2024-25 is 10 % more compared to previous year.

ACP achievement under major parameters during FY 2023-24



ACP target and disbursements over last few years.



KEY BANKING PARAMETERS

Sr.	Parameters	Outstanding (in crore)					% Y-o-Y growth			
		Mar'20	Mar'21	Mar'22	Mar'23	Mar'24	Mar'21	Mar'22	Mar'23	Mar'24
1	Total number of Branches	7958	8032	8120	8319	8464	0.93	1.10	2.45	1.74
2	Total number of ATMs	9320	9453	9200	9294	9156	1.43	-2.68	1.02	-1.48
3	Total Deposits	423556	488688	545918	584111	656101	15.38	11.71	7.00	12.32
4	Total Advances	332321	358785	396652	455195	529951	7.96	10.55	14.76	16.42
5	Credit Deposit Ratio	78.46	73.42	72.66	77.93	80.77	-5.04	-0.76	5.27	2.84
6	Total Business	755877	847473	942570	1039306	1186052	12.12	11.22	10.26	14.12
7	Agriculture	109952	117797	128430	143712	163077	7.13	9.03	11.90	13.47
8	Crop Loans out of total agriculture	83295	85372	92767	104359	108493	2.49	8.66	12.50	3.96
9	% of Agriculture credit to total credit (RBI Norm: 18%)	33.09	32.83	32.38	31.57	30.77	-0.26	-0.45	-0.81	-0.80
10	MSME	60228	65696	75769	88467	106612	9.08	15.33	16.76	20.51
11	Education	2661	2876	2697	2881	3629	8.08	-6.22	6.82	25.96
12	Housing	38116	43091	45882	56703	72255	13.05	6.48	23.58	27.43
13	Social Infrastructure	235	252	234	382	193	7.23	-7.14	63.25	-49.48
14	Renewable Energy	1041	58	421	38	27	-94.43	625.86	-90.97	-28.95
15	Others	3443	4621	3659	4764	5109	34.21	-20.82	30.20	7.24
16	Total Priority Sector Advances	202922	219029	239887	269665	312671	7.94	9.52	12.41	15.95
17	% of Priority Sector advances to total credit (RBI Norm 40%)	61.06	61.05	60.48	59.24	59.00	-0.01	-0.57	-1.24	-0.24
18	Total Non-Priority Sector Advances	129399	139756	156765	185530	217280	8.00	12.17	18.35	17.11
19	Total NPA	36275	33739	36372	32604	35639	-6.99	7.80	-10.36	9.31
20	% NPA of total credit	10.92	9.40	9.17	7.16	6.72	-1.51	-0.23	-2.01	-0.44

Total business of the Banks increased to Rs 11,86,052 Crore in March 2024 from Rs. 10,39,306 Crore in the previous year. On year-on-year (y-o-y) basis, banks business increased by 14.12 % in March 2024 as compared to 10.26 % in March 2023. In absolute terms, the total business of banks increased by Rs. 1,46,746 crores during the Financial Year 2023-24.

Highlights of Banking Development 2023 - 24

Aggregate deposit of banks increased by Rs. 71,990 crores during Year ended FY 2023-24 and stood at Rs. 6,56,101 crores.

The y-o-y growth in aggregate deposits worked out to 12.32 % in March 2024 as compared to increase of 7 % last year. The major share of deposits is with Public Sector Banks (68.51 %) and Private Banks (20 %). Also out of total 52 districts, 52% of deposits are concentrated in only 5 districts i.e. Bhopal, Indore, Jabalpur, Gwalior and Ujjain.

Gross credit of the banks increased to Rs. 5,29,951 crore in March 2024 which was Rs. 4,55,195 as of March 2023, registering y-o-y growth of 16.42 % as compared to 14.80% in March 2023. Higher demand for corporate loans, Agriculture, MSME, Housing, Education and Vehicle/Personal Loan played a key role in boosting credit. Out of total credit growth, share of Vehicle/Personal loans/corporate finance, agriculture loans, MSMEs and Housing loans was 44%, 25.90%, 24.27% and 20 % respectively.

Gross NPA of banks increased by Rs. 3,035 crores during FY 2023-24 from Rs. 32,604 crores in March 2023 to Rs. 35,639 crores as of March 2024. However, NPA percentage reduced to 6.72% of total credit in March 2024 from 7.16 % the previous year.

Agriculture credit increased by 13.47% from Rs. 1,43,712 crore in March 2023 to Rs. 1,63,077 crore in March 2024.



Advances to MSMEs also increased by 20.51% y-o-y to rs. 106612 crores in March 2024 from Rs. 88467 crores in March 2023.

The Credit- Deposit Ratio of the state increased to 80.77 % at the end of March 2024 from 77.93% in March 2023. However, the actual CD ratio stood at 84.22% after including credit of Rs. 22,599 crores as per "place of utilisation norm" of RBI.

% increase in deposits (y-o-y)



Top 10 Banks in M.P.

10 Bank namely State Bank of India, HDFC Bank, DCCBs & Apex Bank, Punjab National Bank, Bank of India, ICICI Bank, Central Bank of India, Union Bank of India, Bank of Baroda and Axis Bank accounted for over two-thirds of total business as of March 2024. Of which, around 1/3th of the business is with SBI. HDFC Bank position increased by one notch in table due to merger of HDFC Ltd. in HDFC Bank.

Total Business

■ Amount in Cr

State Bank of India	289757
HDFC Bank	106170
DCCBs & Apex Bank	79824
Punjab National Bank	71718
Bank of India	71211
ICICI Bank	66278
Central Bank of India	65686
Union Bank of India	63331
Bank of Baroda	45889
Axis Bank	42365

● Banks in Madhya Pradesh have a network of 8,464 branches spanning 33 %, 31% and 36 % in rural, semi-urban and urban/metropolitan areas respectively with 9,156 ATMs as on March 31, 2024. The number of bank branches increased by 145 during FY 2023-24, however the number of ATMs decreased by 138.

● Housing loan portfolio of banks increased by Rs. 15,552 crores during FY 2023-24 from Rs. 56,703 crores in March 2023 to Rs. 72,255 crores as of March 2024 registering y-o-y growth of 27.43% as compared to 23.58% in March 2023. The exceptional growth in housing loan portfolio has been recorded due to merger of HDFC Finance Ltd. to the HDFC Bank. Around Rs. 11,500 cr. added into the outstanding of housing loan portfolio of the HDFC Bank.

% increase in Housing Loan (y-o-y)



Education Loan

Portfolio under education loan increased to Rs. 3,629 crore in March 2024 which was Rs. 2,881 as of March 2023, registering y-o-y growth of 25.96 % as compared to 6.82 % in March 2023. There's a growing awareness of the importance of higher education for better career prospects and earning potential.

Priority Sector

Priority sector advances increased by 15.95% in March 2024 as compared to an increase of 12.40 % in March 2023. The outstanding under priority sector grew to Rs.3.12 lakh crore at the end of March 2024 from Rs.2.70 lakh crore previous year.

CREDIT DEPOSIT RATIO

Agency - wise CD Ratio

Amount in crore

Sr.	Indicator	Mar-22	Mar-23	Mar-24	Y-o-Y variation		Y-o-Y variation %	
					Mar-23	Mar-24	Mar-23	Mar-24
1	All Banks							
2	Deposit	5,45,918	5,84,111	6,56,101	38,193	71,990	7.00	12.32
3	Credit	3,96,652	4,55,195	5,29,951	58,543	74,756	14.76	16.42
4	CD Ratio	72.66	77.93	80.77	5.27	2.84		
5	Commercial Banks							
6	Deposit	4,80,707	5,15,034	5,80,898	34,327	65,864	7.14	12.79
7	Credit	3,31,318	3,81,029	4,48,896	49,711	67,867	15.00	17.81
8	CD Ratio	68.92	73.98	77.28	5.06	3.29		
9	Regional Rural Banks							
10	Deposit	26,425	27,940	30,262	1,515	2,322	5.73	8.31
11	Credit	15,429	17,851	20,197	2,422	2,346	15.70	13.14
12	CD Ratio	58.39	63.89	66.74	5.50	2.85	5.50	2.85
13	Cooperative Banks							
14	Deposit	34,761	35,357	36,960	596	1603	1.71	4.53
15	Credit	37,775	41,195	42,863	3,420	1668	9.05	4.05
16	CD Ratio	108.67	116.51	115.97	7.84	-0.54		
	Small Finance Banks							
17	Deposit	4,026	5,540	7,105	1,514	1,565	37.61	28.25
18	Credit	12,131	15,118	17,994	2,987	2,876	24.62	19.02
19	CD Ratio	301.32	272.89	253.26	-28.43	-19.63		

The Credit-Deposit (C-D) Ratio of the state increased to 80.77% at the end of March 2024 from 77.93% previous year in March 2023. However, the actual CD ratio stood at 84.22% after including credit of Rs. 27759 crores as per "place of utilisation norm" of RBI.

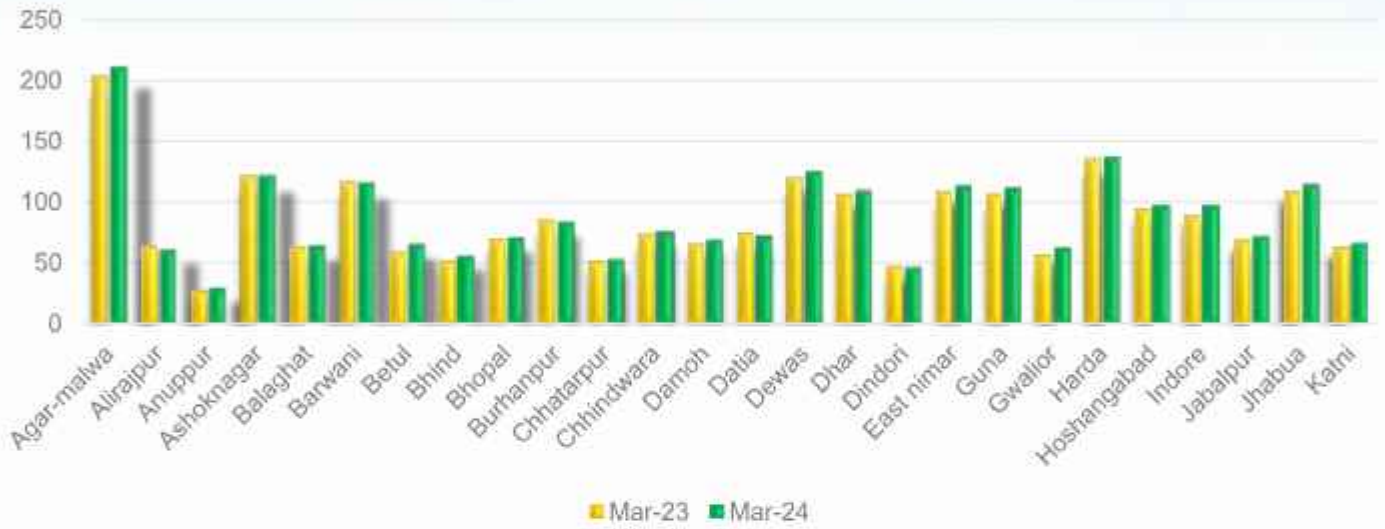
Centre - wise CD Ratio

Sr.	Indicators	Amount in crore			Y-o-Y variation		Y-o-Y variation %	
		22-Mar	23-Mar	24-Mar	23-Mar	24-Mar	Mar-23	Mar-24
1	Deposits	5,45,918.00	5,84,111.00	6,56,101.00	38,193.00	71,990.00	7.00	12.32
2	Rural	74,584.00	78,515.00	83,072.00	3,931.00	4,557.00	5.27	5.80
3	Semi Urban	1,14,811.00	1,25,965.00	1,40,261.00	11,154.00	14,296.00	9.72	11.35
4	Urban	3,56,678.00	3,79,629.00	4,32,768.00	22,951.00	53,139.00	6.43	14.00
5	Credit	3,96,652.00	4,55,195.00	5,29,951.00	58,543.00	74,756.00	14.76	16.42
6	Rural	63,993.00	71,919.00	72,846.00	7,926.00	927.00	12.39	1.29
7	Semi Urban	89,615.00	1,08,786.00	1,18,576.00	19,171.00	9,790.00	21.39	9.00
8	Urban	2,43,045.00	2,74,489.00	3,38,528.00	31,444.00	64,039.00	12.94	23.33
Credit Deposit Ratio								
9	MP State	72.66	77.93	80.77	5.27	2.84	5.29	2.84
10	Rural	85.80	91.60	87.69	5.80	-3.91	5.80	-3.91
11	Semi Urban	78.05	86.36	84.54	8.31	-1.82	8.31	-1.82
12	Urban	68.14	72.30	78.22	4.16	5.92	4.16	5.92

District wise CD Ratio (Range)

Above 100%	Between 75-100%	Between 50-75%	Between 40-50%	Below 40%
Agar - Malwa	Burhanpur	Alirajpur	Dindori	Anuppur
Ashok Nagar	Hoshangabad	Balaghat	Mandla	Niwari
Barwani	Indore	Betul	Panna	Sidhi
Dewas	Morena	Bhind	Rewa	Singrauli
Dhar	Narsinghpur	Bhopal	Satna	Umaria
East Nimar	Seoni	Chhatarpur	Shahdol	
Guna	Sheopur	Chhindwara	Tikamgarh	
Harda		Damoh		
Jhabua		Datia		
Khargone		Gwalior		
Mandsaur		Jabalpur		
Neemuch		Katni		
Raisen		Sagar		
Rajgarh		Shivpuri		
Ratlam				
Sehore				
Shajapur				
Ujjain				
Vidisha				

Chart showing district wise CD Ratio



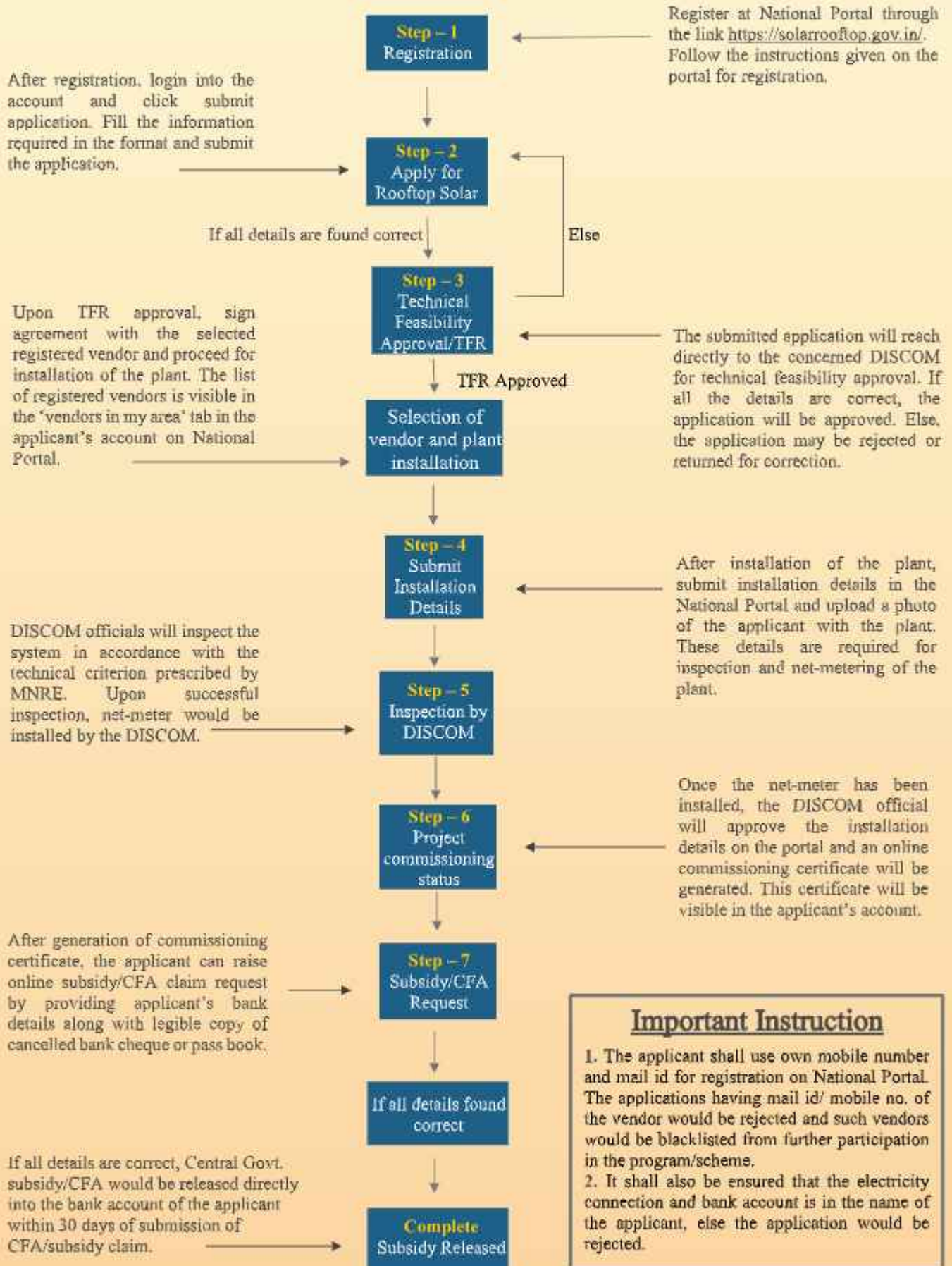


PM Surya Ghar: Muft Bijli Yojana has been launched by Government of India with a total outlay of Rs.75,000 Cr for installing rooftop solar and providing free electricity up to 300 units every month for One Crore households. The proposed scheme will result in addition of 30GW of solar capacity through rooftop solar in the residential sector, generating 1000 BUs of electricity.

Financial Assistance

The scheme provided a Central Financial Assistance of Rs. 30,000/- per kW up to 2 kW i.e. and Rs.18000/- per kW for additional capacity up to 3 kW. Total Subsidy for systems larger than 3 kW capped at Rs.78000/-. Many banks have launched special Loan scheme for providing financial assistance to those beneficiaries whose application has been found technically feasible by concerned DISCOM.

Procedure for installation of rooftop Solar Plant



Important Instruction

1. The applicant shall use own mobile number and mail id for registration on National Portal. The applications having mail id/ mobile no. of the vendor would be rejected and such vendors would be blacklisted from further participation in the program/scheme.
2. It shall also be ensured that the electricity connection and bank account is in the name of the applicant, else the application would be rejected.

PM Vishwakarma

PM Vishwakarma, a Central Sector Scheme has been launched on September 17, 2023, to provide end-to-end support to artisans and craftspeople who work with their hands and tools. The scheme covers artisans and craftspeople engaged in 18 trades.


The government will organize training programs and workshops on skill development which will enable artisans to enhance their traditional skill, acquire new techniques and produce improved products.

Financial Access

The scheme facilitates access to collateral free loans and other financial support. For First Tranche loan amount up to Rs.1.00 lakh with repayment period of 18 months and up to Rs.2.00 lakh loan in second tranche with repayment period of 30 months is available.

Digital Integration

The Scheme also provides an incentive of Rs.1 per transaction for a maximum of up to 100 transactions monthly for digital transactions.





About Madhya Pradesh

Demographic Feature


Madhya Pradesh with an area of 3, 08,252 sq.km is the second largest state in India after Rajasthan, covering 9.38% of total area of the country. It is bordered by the states of Rajasthan to its northwest, Uttar Pradesh to its north, Chhattisgarh to its east, Maharashtra to its south, and Gujarat to its west.

- Total population of Madhya Pradesh as per 2011 census is 7.27 crore, which constitutes 5.99% of total population of the country.
- Rural population out of total population is 72.4%. (All India-68.9%)
- Ratio of rural and urban population is 72:28.
- Male and female are 3.76 crore and 3.51 crore respectively. Female per thousand male is 931.

- Scheduled Castes population is 15.6% (1.13 crore) of total population. (All India-16.6)
- Scheduled Tribes population is 21.1% (1.53 crore) of total population. (All India-8.6)
- Density of the population (per sq. km) is 236. (All India-382)
- Percentage of forest area to Geographical Area is 30.72%.
- Literacy rate is 69.3% (All India-73.0%). Of which literacy rate of male and female is 78.7% and 59.2% respectively.

Occupational Pattern

- Percentage of working population to total population is 43.5%. (All India-38.8%)
- Percentage of women working population to total working population is 32.6%. (All India-25.5%)
- Percentage of agricultural laborers to total workers is 38.6%. (All India-17.9%)
- Population below poverty line is 31.65% (varying between 21% in urban area to 35.74% in rural area). (All India-21.9%)
- Mortality rate is 6.7 per thousand. (All India-6.2)
- Infant mortality rate is 48 per thousand. (All India-32)
- Birth rate is 24.6 per thousand. (All India-20.0)
- Per capita income at current price increased from Rs 1,04,894 in 2020-21 to Rs 1,24,685 in 2021-22 (estimated), which shows an increase of 18.87%.



Hindi is the official language of Madhya Pradesh and it is widely spoken. Apart from Hindi, the languages of Bundeli, Bagheli, Nimari, Marathi, Sindhi, Urdu, and Malwi are the commonly spoken regional dialects. There are several other dialects which are spoken in the state.

Important Facts of MADHYA PRADESH

- at a glance

GEOGRAPHICAL FEATURES	
Total Population in crore <i>as per Census 2011</i>	7.27
Rural Population (cr.) & % of rural population to total population	5.25 72.21%
Urban Population (cr.) % of urban population to total population	2.02 27.79%
Male (cr.)	3.76
Female (cr.)	3.51
Scheduled Castes (cr.)	1.13
% of SC population to total population	15.54%
Scheduled Tribes (cr.)	1.53
% of ST population to total population	21.04%
Sex Ratio	931
Density/km ²	236
Area(Km ²)	3,08,245
Literacy	69.3%
AGE GROUP WISE POPULATION	
Population up to 18 years Cr.	2.90
Adult (18-40 years) Cr.	2.72
Adult above 40 years Cr.	1.65
ADMINISTRATIVE FEATURES	
No. of Districts	55
No. of Division	10
No. of Villages	54,903
No. of Gram Panchayats	23,043
No. of Block/Janpad Panchayats	313
No. of Tehsils	369
Total no. of Households (cr.)	1.51
Rural Households (cr.)	1.11
Working population in the total population	43.5%
Govt. PDS Shops	24,710

LAND UTILISATION	
Gross Cropped Area (GCA) lakh Hectare	307.56
Net Sown Area (NSA) lakh Hectare	151.91
Double Cropped Area (lakh Hectare)	99.23
Crop Intensity (GCA/NSA)	2.02
Net Irrigated Area (lakh Hectare)	115.35
No. of cultivators (Lakh)	100.03
Of the above, Small/Marginal Farmers	75.60
ECONOMY	
Gross State Domestic Product (GSDP) at current price 2022-23 (estimated) Lakh crore	13.22
Per capita income at current price 2022-23 (estimated) Rupees	1,40,583
<i>Sectors contribution in GSDP 2022-23 at current price (estimated)</i>	
• Primary	46.98%
• Secondary	19.47%
• Tertiary	33.55%
BANKING (31.03.2024)	
Number of Branches	
• Rural Branches	2818
• Semi-urban Branches	2615
• Urban Branches	3031
Number of ATMs	9156
No. of Sub Service Area (SSA)	11864
Number of Business Correspondents	17187
Number of Post Offices	8227
Total Aggregate Deposits (Cr.)	656101
Total Credit (Cr.)	529951
Agriculture Advances (Cr.)	163077
Priority Sector Advances (Cr.)	312671
Credit to Weaker Section (Cr.)	129299
Credit Deposit Ratio	80.77
No. of districts below 40% CD Ratio	5
Number of Lead Banks	7
Per capita Deposits (Rupees)	90247
Per capita Credit (Rupees)	72895
No. of Branches per lakh population	11

ECONOMY

GVA composition by sector

The economy of Madhya Pradesh thrives predominantly on agriculture, with 72.37% of its population residing in rural areas. The economic landscape of Madhya Pradesh is characterized by a primary sector dominance (47%), followed by the tertiary sector (34%) and the secondary sector (18%).

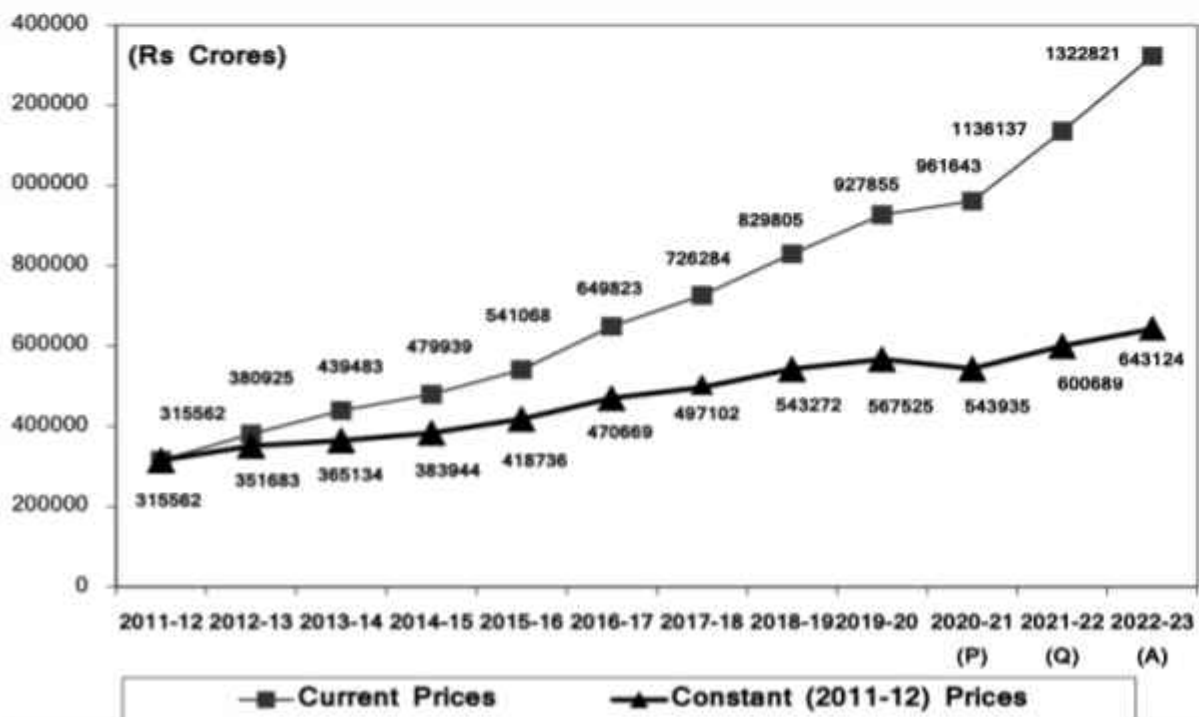
In the fiscal year 2022-23, the primary sector witnessed a 5.24% growth, while the secondary and tertiary sectors experienced growth rates of 5.42% and 9.99% respectively, compared to the preceding year.

GVA composition by sector



Gross State Domestic Product (GSDP)

The Gross State Domestic Product (GSDP) of Madhya Pradesh stood at Rs 13,22,821 crore at Current Prices in 2022-23. Advanced estimates for the same year indicate a 16.43% increase in the GSDP at current prices and a 7.06% increase at constant prices compared to 2021-22 (Q). The GSDP of Madhya Pradesh, based on constant prices of the base year 2011-12, is projected to grow by 7.06% in 2022-23 (A: Advanced estimates) compared 2021-22 (Q: Quick estimates). The GSDP trends at current and constant prices are illustrated in the table below:



P- Provisional Estimate

Q-Quick Estimate A-Advance Estimate

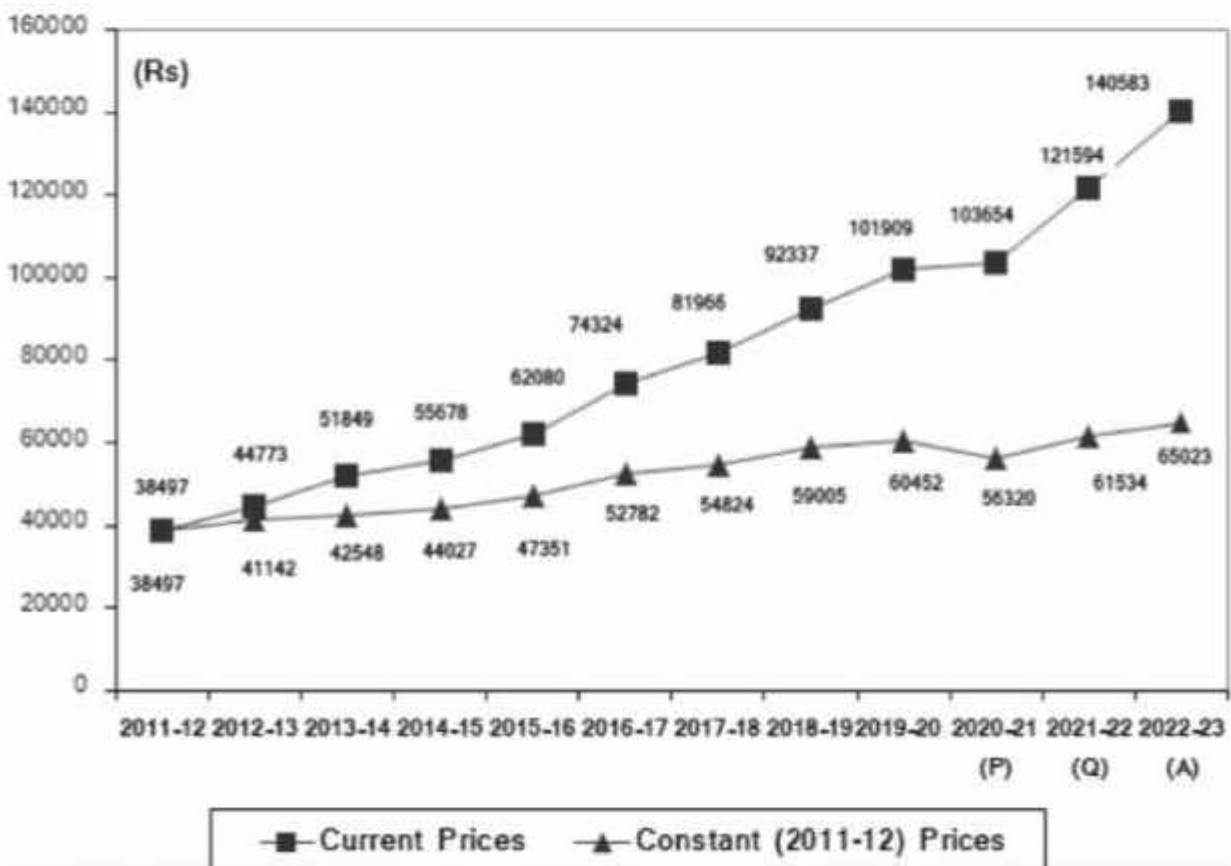
PER CAPITA INCOME



Per Capita Income

Based on constant prices (2011-12), the per capita net income rose from Rs 61,534 in 2021-22 (Q) to Rs 65,023 in 2022-23 (A), indicating a 5.67% increase compared to the previous year.

Conversely, computed at prevailing prices, the per capita net income escalated from Rs 1,21,594 in 2021-22 to Rs 1,40,583 in 2022-23 (A), marking a robust 15.62% rise. Notably, at constant prices, the per capita income surged from Rs 38,497 in 2011-12 to Rs 65,023 in 2022-23, representing a substantial growth of 68.90% over the period.



P- Provisional Estimate

Q-Quick Estimate A-Advance Estimate

Agriculture



Madhya Pradesh, the country's second-largest producer of food grains, is expected to yield 352.7 lakh tonnes of wheat in 2022-23 (as per advance estimates), a significant increase from 174.8 lakh tonnes in 2013-14. Similarly, rice production has surged from 53.6 lakh to 131.8 lakh tonnes during this period. Various agricultural development schemes, including the distribution of chemical fertilizers, plant protection

, and certified seeds, aim to boost agricultural production in the state. In the 2021-22 fiscal year, 22.54 lakh metric tonnes of chemical fertilizers were distributed, while 13.62 lakh metric tonnes were distributed for the Kharif crop until November 2022 in 2022-23. The plant protection program covered 221.74 lakh hectares in 2021-22, and 22.73 lakh quintals of certified seeds were distributed to farmers during the Kharif season of 2021-22. The irrigated area in the state has seen a general increase over the past years, reaching 12881.6 thousand hectares in 2021-22, a 2.93 percent increase from the previous year's 12515.2 thousand hectares.

Industry



The secondary sector is anticipated to grow by 5.42 percent from 2021-22 (Q) to 2022-23 (A). In an agriculture-oriented economy like Madhya Pradesh's, industrialization is crucial for higher development. Micro, small, and medium industries play a pivotal role in rural economic development. In 2021-22,

1.87 lakh such industries were established, creating 15 lakh potential jobs. By November 2022 in 2022-23, 2.13 lakh micro, small, and medium industries were established, providing employment to 11.30 lakh people. The state government's industrial liberalization policy facilitated financial assistance of Rs 392.45 crore in 2021-22 and Rs 181.63 crore till November 2022 in 2022-23. Currently, 7727 units with a plant capacity of 7.04 lakhs are registered.



Minerals

Madhya Pradesh is one of the eight major mineral-rich states in India. It ranks fourth in coal production nationally, and the mining and quarrying sector contributes 3.18 percent to the state's economy, as estimated for 2021-22 (P&Q).



Energy

Continuous efforts by the state government have led to electricity surplus since 2017-18. In 2021-22, total power supply reached 82,976 million units, with significant contributions from projects like Indira Sagar and Sardar Sarovar. The agriculture sector accounted for 42.6 percent of power usage, followed by 27.6 percent for residential use. Increasing power generation and



transmission capacities are expected to ensure adequate availability for both industry and agriculture. The state has achieved self-sufficiency in electricity due to enhanced production capacity and long-term agreements. Under the Deendayal Upadhyaya Gram Jyoti Yojana, 50 schemes worth Rs 2,886 crore were approved for feeder separation, metering distribution system strengthening, and rural electrification.

Transport

The transport sector's contribution to the state's economy grew by 27.08 percent in 2020-21 (P) and 14.15 percent in 2021-22 (P) at constant prices (2021-22). By November 2022, 8294 roads were completed under the Chief Minister's Village Road Scheme, connecting 8458 villages to main roads at a cost of Rs 3481 crore. As of 2021, the state had 70.95 thousand km of roads maintained by the Public Works Department, with 8.85 thousand km of national highways and 11.39 thousand km of provincial highways. Vehicle registrations continue to rise, reaching 11.81 lakh by September 2022 in 2022-23, totalling 2.11 crore vehicles registered in the state to date.



AGRICULTURE

Madhya Pradesh stands as one of the leading producers of food grains, pulses, and oilseeds nationwide. Over the last two decades, the agricultural sector of Madhya Pradesh has undergone rapid expansion. Contributing 36.32 percent to the state's Gross Value Added (GVA) in the fiscal year 2022–2023, the primary sector reflects significant economic input.

The government of Madhya Pradesh has undertaken extensive measures to bolster agricultural development, including enhancing irrigation infrastructure, ensuring electricity accessibility, improving rural road networks, and refining the state's agricultural product procurement system. Certified seed availability has been prioritized, and policy initiatives across irrigation, power, roads, financing, and procurement sectors have been implemented to support agricultural expansion.

In recognition of these efforts, the Madhya Pradesh Government received the Krishi Karman Award for the 7th time in 2021



In recent years, the Madhya Pradesh government has actively encouraged for organic farming and sustainable agricultural practices. Various parameters such as rural roads, employment, housing, water supply, sanitation, rural-urban connectivity, Panchayat reinforcement, and capacity building have been pivotal in driving growth in the rural sector.

Agriculture and livestock significantly contribute to the primary sectors, with the livestock sector's contribution rising steadily from 2.96 percent in 2011–12 to 5.93 percent in 2022–23. Notably, horticultural crops like oranges, mangoes, guavas, bananas, pomegranates, potatoes, tomatoes, onions, chilies, green peas, and coriander play a vital role in the state's agricultural landscape. In comparison to the previous year, the growth rates in the primary and agricultural sectors were 5.24 percent and 5.46 percent, respectively, in 2022–2023.

Madhya Pradesh possesses remarkable agricultural diversity owing to its extensive range of climates and soil types, wherein each of its 11 agro-climatic zones exhibits unique cropping patterns and inherent challenges. For instance, the Kymore Plateau & Satpura Hills zone adopts the rice-wheat cropping system, while the Central Narmada Valley & Vindhya Plateau primarily cultivate wheat. In contrast, the Gird Region, Bundelkhand, and Satpura Plateau zones favor a wheat-jowar cropping pattern, whereas the Malwa Plateau, Nimar Plains, and Jhabua Hills adhere to a cotton-jowar cropping regime.

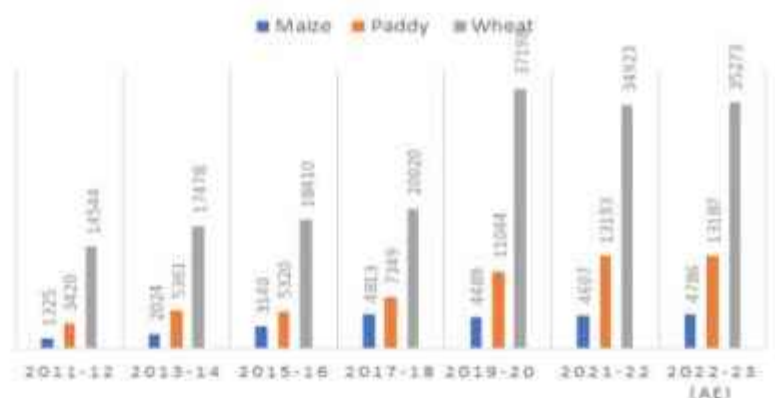
Agro-climatic zones of Madhya Pradesh



In terms of agricultural production, the crop area witnessed a 5.46 percent increase in the year 2022-23. Comparing to 2021-2022, the area under cereals expanded by 1.11 percent in 2022-23. Remarkably, cereals and oilseeds production escalated by 2.58 percent and 16.38 percent, respectively, while pulse production surged by 17.04 percent during the same period. Moreover, the total crop production surged by 4.16 percent from 2022 to 2023 compared to the previous year.

Regarding major crop production, Madhya Pradesh's agricultural output has shown a consistent upward trend. Wheat and paddy stand as the primary cereals in the state. The paddy cultivation area in 2021-22 saw a notable increase of 12.00 percent compared to the previous year, with production reaching 13193 thousand metric tons, marking a 5.53 percent rise from 2020-2021. Over the last decade, the state averaged 80.87 lakh metric tons of paddy production, along with 36.93 lakh metric tons of maize and 245.89 crore metric tons of wheat. Maize production increased by 4.0 percent from 4430.00 thousand metric tons in 2020-21 to 4607 thousand metric tons in the subsequent year.

Production of major crops (thousand metric tons)



The state is actively engaged in implementing the 'Atmanirbhar Madhya Pradesh Roadmap 2023', which was introduced during the 2020-21 period, aimed at harnessing the state's potential to enhance socio-economic growth. Key sectors such as manufacturing and tourism are pivotal in this endeavor. Under the 'Atmanirbhar Madhya Pradesh Roadmap', the Government of Madhya Pradesh is emphasizing the expansion of industries, enhancing market connections, bolstering infrastructure, and improving financial institutions to facilitate better credit access, particularly for the MSME sector. The goal is to foster sustainable industrialization, generate quality employment opportunities, and encourage innovation through the "Vocal for Local" strategy.

Policy reforms have been prioritized by the state to create jobs, promote the use of sustainable alternatives, attract investments, encourage public-private partnerships, and enhance business prospects in rural areas.

In order to cultivate an entrepreneurial culture driven by innovation, the Government of Madhya Pradesh has introduced the 'Madhya Pradesh Startup Policy 2022'. Additionally, the Mukhyamantri Self-Employment Generation Schemes aims to expand MSME units and enhance self-employment opportunities. The state has also launched the 'Renewable Energy Policy 2022' to capitalize on its solar potential and the 'Scheme for Promotion of Ethanol and Bio-fuel Production 2021' to stimulate the establishment of Ethanol Blending plants.

For attracting investments and providing incentives to MSMEs, the government has formulated policies such as the 'MSME Development Policy 2021' and the 'Industrial Promotion Policy 2021'. Moreover, the 'MSME Cluster Development Scheme' facilitates cluster development for MSMEs across the state. The 'One District, One Product (ODOP)' initiative has been implemented in all districts to foster economic and socio-cultural growth, particularly in rural areas, by focusing on agro-processing and market development.

Taking advantage of the state's geographical position, the government has concentrated on multi-sectoral development through infrastructure development, supportive policies, and operational reforms. The subsequent section discusses the industry, MSME, and tourism sectors.

The Gross Value Added (GVA) by various economic activities in the secondary sector of the state economy is depicted in the following table.

(Amount in Rs. crore)

Economic Activity	2011-12	2015-16	2021-22 (Q)	2022-23 (A)
Manufacturing	38,286	51,912	89,986	1,00,019
Electricity, gas, water supply & other utility services	9,031	21,527	36,304	40,703

Construction	34,954	43,725	79,259	93,594
Secondary Sector	82,272	1,17,164	2,05,549	2,34,316

It illustrates the increasing contributions of all activities in the secondary sector. In 2022-23, the Manufacturing sector made the highest contribution (42.69 percent) in the secondary sector, followed by the Construction sector (39.94 percent), and the Electricity, gas, water supply & other utility services sector (17.37 percent). Over the past decade, the Electricity, gas, water supply & other utility services sector witnessed an average annual growth of 15.63 percent, while the construction sector grew by 10.70 percent, and the manufacturing sector grew by 10.06 percent (Directorate of Statistics and Economics, Government of Madhya Pradesh, 2022).

MSME Policy Initiatives :

Mukhyamantri Self-Employment Generation Schemes: This initiative aims to offer collateral-free credit for self-employment, reducing interest costs for beneficiaries, and enhancing project viability to expand MSME units, thereby increasing self-employment opportunities in the state.

Madhya Pradesh Startup Policy and Implementation Scheme 2022: The Government of Madhya Pradesh introduced the 'Madhya Pradesh Startup Policy 2022' to position Madhya Pradesh as a preferred destination for startups and incubators. The policy aims to foster an entrepreneurial culture through academic interventions at the school and college levels and to establish an enabling ecosystem by connecting startups, investors, incubators, and other stakeholders. Key interventions under the scheme include:

Access to Market: Relaxing criteria such as "Prior Turnover," "Prior Experience," and "Submission of EMD" to encourage startups to participate in public procurement.

Funding Support: Merging entities to create a special venture capital fund for startup funding, conducting startup investor connect programs, and providing incentives and assistance for finance, project management, marketing, and legal issues.

Fostering Innovation and Entrepreneurship: Establishment of an Entrepreneurship Development Cell (EDC) in various Higher Education Institutions (HEIs), conducting programs with HEIs to support student entrepreneurs, and registering startups in the State's Startup Portal.

In the State's Startup Ranking issued by the Department of Promotion of Industry and Internal Trade (DPIIT) of the Government of India, Madhya Pradesh has progressed from an "Emerging Startup Ecosystem" in 2019 to an "Aspiring Leader" in 2021. As of February 2023, there are 2787 DPIIT registered startups from Madhya Pradesh, including 1243 Women-Led Startups.

MSME Development Policy 2021: Released by the state government, this policy aims to create employment, foster inclusive growth, establish an active policy and regulatory environment, promote self-employment opportunities, and drive overall industrial development in the state.



Data Table



Bank - wise Annual Credit Plan 2024-25

(Agriculture)

Amount in lakh

Sr No	Bank Name	Farm Credit		Crop Loan out of Fram Credit		Agriculture Infrastructure		Ancillary Activities		Total Agriculture	
		No. of A/c	Amt.	No. of A/c	Amt.	No. of A/c	Amt.	No. of A/c	Amt.	No. of A/c	Amt.
1	Bank of Baroda	153822	316006.00	105722	215782.00	693	12673.00	3497	102909.00	158012	431588
2	Bank of India	528747	1037108.00	383043	723065.00	405	13632.00	10011	85982.00	539163	1136722
3	Bank of Maharashtra	63205	131451.00	45890	95747.00	651	9800.00	2993	21041.00	66849	162292
4	Canara Bank	154061	315178.00	125310	257587.00	360	10824.00	1485	25101.00	155906	351103
5	Central Bank of India	819094	816372.00	432071	425266.00	521	13379.00	2675	71409.00	822290	901160
6	Indian Bank	109795	167788.00	78768	123328.00	187	4800.00	1424	33379.00	111406	205967
7	Indian Overseas Bank	10454	22868.00	6305	13860.00	39	800.00	242	3833.00	10735	27501
8	Punjab and Sind Bank	6529	13269.00	3864	6918.00	21	504.00	112	1910.00	6662	15683
9	Punjab National Bank	202504	383068.00	150219	281471.00	743	11222.00	2712	68509.00	205959	462799
10	State Bank of India	741166	1465210.00	580702	1147387.00	698	14354.00	9654	197834.00	751518	1677398
11	UCO Bank	62807	125439.00	44001	86330.00	89	2477.00	682	9928.00	63578	137844
12	Union Bank of India	251572	440434.00	196869	337225.00	547	7540.00	7918	151094.00	260037	599068
	Public Sector Banks	3103756	5234191	2152764	3713966	4954	102005	43405	772929	3152115	6109125
13	Axis Bank	146798	277827.00	98192	186293.00	179	10341.00	6734	239685.00	153711	527853
14	Bandhan Bank	20563	35833.00	7869	16974.00	42	957.00	2335	7983.00	22940	44773
15	Catholic Syrian Bank	796	1148.00	95	200.00	0	0.00	19	71.00	815	1219
16	City Union Bank	470	1010.00	245	516.00	1	50.00	14	380.00	485	1440
17	Development Credit Bank	24371	46586.00	15700	28394.00	50	1390.00	313	5011.00	24734	52987
18	Dhan Lakshmi Bank	157	440.00	0	0.00	2	72.00	17	476.00	176	988
19	Federal Bank Ltd.	8270	15794.00	6933	12358.00	6	278.00	103	2670.00	8379	18742
20	HDFC Bank	408119	728565.00	163123	328411.00	350	12120.00	10402	305479.00	418871	1046164
21	ICICI Bank	256813	532705.00	149752	306367.00	7051	16270.00	4862	74989.00	268726	623964
22	IDBI Bank	39845	78532.00	27021	53054.00	121	2851.00	1323	16825.00	41289	98208
23	IDFC First Bank	115266	144995.00	16927	33119.00	42	1076.00	596	13713.00	115904	159784
24	Indusind Bank Limited	422223	330156.00	44544	88485.00	52	1491.00	1103	18553.00	423378	350200
25	Jammu and Kashmir Bank	0	0.00	0	0.00	1	36.00	7	200.00	8	236
26	Karnataka Bank Limited	534	1310.00	157	342.00	2	72.00	36	1500.00	572	2882
27	Karur Vysya Bank Ltd.	31	88.00	0	0.00	2	80.00	14	380.00	47	548
28	Kotak Mahindra Bank	305043	242718.00	37794	28211.00	72	1252.00	2778	97642.00	307893	341612
29	Lakshmi Vilas Bank	688	1710.00	0	0.00	3	168.00	21	435.00	712	2313
30	Ratnakar Bank Ltd. (RBL)	25318	32837.00	12146	16933.00	24	834.00	366	7610.00	25708	41281
31	South Indian Bank	628	1714.00	167	719.00	28	119.00	25	676.00	681	2509
32	Standard Chartered Bank	0	0.00	0	0.00	0	0.00	0	0.00	0	0
33	Tamilnadu Mercantile Bank	618	1297.00	417	876.00	0	0.00	0	0.00	618	1297
34	Yes Bank	69601	79065.00	26023	33349.00	69	3558.00	972	72939.00	70642	155562
	Private Sector Banks	1846152	2554330	607105	1134601	8097	53015	32040	867217	1886289	3474562
	Commercial Banks	4949908	7788521	2759869	4848567	13051	155020	75445	1640146	5038404	9583687
35	MGB	196861	251672.00	162841	208879.00	70	2472.00	402	4086.00	197333	258230
36	MPGB	468494	822902.00	387347	697249.00	210	4406.00	1249	13774.00	469953	841082
	Regional Rural Banks	665355	1074574	550188	906128	280	6878	1651	17860	667286	1099312
37	DCCB & Apex Bank	1438811	2462582.00	1309864	2312390.00	28	787.00	373	7970.00	1439212	2471339
	Cooperative Banks	1438811	2462582	1309864	2312390	28	787	373	7970	1439212	2471339
38	AU Small Finance Bank	27245	66009.00	3562	6814.00	138	4415.00	1388	25986.00	28771	96410
39	Equitas Small Finance Bank	14890	14071.00	883	1408.00	3	122.00	404	6385.00	15297	20578
40	ESAF	148032	101639.00	1339	2400.00	8	248.00	134	2700.00	148174	104587
41	Fincare Small Finance Bank	99866	53750.00	937	1772.00	2	80.00	86	1400.00	99954	55230
42	Jana Small Finance Bank	61586	45122.00	1176	2151.00	3	134.00	58	1450.00	61647	46706
43	Shivalik Small Finance Bank	1905	4000.00	1556	3265.00	0	0.00	9	300.00	1914	4300
44	Suryoday Small Finance Bank	39544	24558.00	519	1260.00	39	101.00	1713	3210.00	41296	27869
45	Ujjivan Small Finance Bank	3799	4883.00	291	612.00	0	0.00	28	630.00	3827	5513
46	Utkarsh Small Finance Bank	45966	28523.00	287	418.00	4	180.00	71	1741.00	46041	30444
	Small Finance Banks	442833	342555	10550	20100	197	5280	3891	43802	446921	391637
	Grand Total	7496907	11668232	4630471	8087185	13556	167965	81360	1709778	7591823	13545975

Bank - wise Annual Credit Plan 2024-25

(MSME)

Amount in lakh

Sr No	Bank Name	Micro Enterprises		Small Enterprises		Medium Enterprises		KVIC		Others under MSME		Total MSME	
		No. of A/c	Amt.	No. of A/c	Amt.	No. of A/c	Amt.	No. of A/c	Amt.	No. of A/c	Amt.	No. of A/c	Amt.
1	Bank of Baroda	39790	190239	1717	116278	186	30861	244	2263	0	0	41937	339641
2	Bank of India	84737	313715	2468	129939	259	54615	56	315	215	2771	87735	501355
3	Bank of Maharashtra	18709	79146	466	37357	111	27117	0	0	0	0	19286	143620
4	Canara Bank	32364	176499	1094	86160	98	22363	42	211	76	642	33674	285875
5	Central Bank of India	71787	369919	3853	189853	265	56658	1994	6113	319	18621	78218	641164
6	Indian Bank	41223	222974	2100	122979	164	30717	28	117	1	26	43516	376813
7	Indian Overseas Bank	5284	16394	85	7757	0	0	0	0	0	0	5369	24151
8	Punjab and Sind Bank	3772	14613	112	13148	0	0	0	0	0	0	3884	27761
9	Punjab National Bank	51936	248489	1849	156472	256	48426	45	319	142	377	54228	454083
10	State Bank of India	104393	736516	5069	435391	739	185671	340	1398	346	7498	110887	1366474
11	UCO Bank	18879	87543	478	51508	6	746	7	22	0	0	19370	139819
12	Union Bank of India	54927	291602	1729	159407	198	47515	64	216	8	69	56926	498809
	Public Sector Banks	527801	2747649	21020	1506249	2282	504689	2820	10974	1107	30004	555030	4799565
13	Axis Bank	38518	329223	2502	239190	679	196464	26	101	17	542	41742	765520
14	Bandhan Bank	24862	47777	157	13872	43	9375	0	0	0	0	25062	71024
15	Catholic Syrian Bank	196	988	12	1414	0	0	0	0	0	0	208	2402
16	City Union Bank	974	3341	19	1896	1	70	0	0	0	0	994	5247
17	Development Credit Bank	3687	18277	91	9551	41	8700	0	0	0	0	3819	36528
18	Dhan Lakshmi Bank	168	1000	7	800	0	0	0	0	0	0	175	1800
19	Federal Bank Ltd.	922	4279	47	5278	8	2011	0	0	0	0	977	11568
20	HDFC Bank	93822	671643	6544	635735	2046	504149	444	1440	232	5615	103088	1818582
21	ICICI Bank	82697	510552	8267	614697	2508	392318	619	37786	405	6250	94496	1561603
22	IDBI Bank	14404	75315	584	46140	152	32314	54	321	0	0	15194	154090
23	IDFC First Bank	17709	94004	698	48608	58	11774	0	0	0	0	18465	154386
24	Indusind Bank Limited	65495	140714	1311	134433	376	61402	11	40	0	0	67193	336589
25	Jammu and Kashmir Bank	448	2928	15	1662	0	0	0	0	0	0	463	4590
26	Karnataka Bank Limited	683	3685	24	2472	1	30	0	0	0	0	708	6187
27	Karur Vysya Bank Ltd.	172	1333	30	3606	0	0	0	0	0	0	202	4939
28	Kotak Mahindra Bank	18499	162023	1977	193980	430	99018	11	40	0	0	20917	455061
29	Lakshmi Vilas Bank	154	922	34	3958	2	534	0	0	0	0	190	5414
30	Ratnakar Bank Ltd. (RBL)	3166	12589	67	7559	42	8996	0	0	0	0	3275	29144
31	South Indian Bank	446	2174	14	1718	0	0	0	0	5	400	465	4292
32	Standard Chartered Bank	0	0	0	0	0	0	0	0	0	0	0	0
33	Tamilnadu Mercantile Bank	291	1302	4	587	0	0	0	0	0	0	295	1889
34	Yes Bank	8113	79485	788	73502	174	40168	0	0	0	0	9075	193155
	Private Sector Banks	375426	2163554	23192	2040658	6561	1367263	1165	39728	659	12807	407003	5624010
	Commercial Banks	903227	4911203	44212	3546907	8843	1871952	3985	50702	1766	42811	962033	10423575
35	MGB	16157	50598	750	11016	9	1606	231	873	2	4	16549	64097
36	MPGB	72674	118024	271	13506	0	0	4	34	274	1342	73223	132906
	Regional Rural Banks	88831	168622	421	24522	9	1606	235	907	276	1346	89772	197003
37	DCCB & Apex Bank	14060	62953	182	5936	4	860	0	0	10	256	14256	70005
	Cooperative Banks	14060	62953	182	5936	4	860	0	0	10	256	14256	70005
38	AU Small Finance Bank	32535	178708	627	46659	336	82127	39	139	0	0	33537	307633
39	Equitas Small Finance Bank	4552	19988	211	8050	8	60	0	0	0	0	4771	28098
40	ESAF	17459	17027	40	3969	0	0	0	0	0	0	17499	20996
41	Fincare Small Finance Bank	2041	7542	55	4658	0	0	0	0	0	0	2096	12200
42	Jana Small Finance Bank	1794	10887	108	3728	13	265	0	0	0	0	1915	14880
43	Shivalik Small Finance Bank	690	6269	2	250	5	1332	0	0	0	0	697	7851
44	Suryoday Small Finance Bank	1535	5225	43	4690	0	0	0	0	0	0	1578	9915
45	Ujivan Small Finance Bank	2585	5429	26	1542	0	0	0	0	0	0	2611	6971
46	Utkarsh Small Finance Bank	1221	3950	29	3558	0	0	0	0	0	0	1250	7508
	Small Finance Banks	64412	255025	1141	77104	362	83784	39	139	0	0	65954	416052
	Grand Total	1070530	5397803	45956	3654469	9218	1958202	4259	51748	2052	44413	1132015	11106635

Bank - wise Annual Credit Plan 2024-25

(Export Credit, Education, Housing & Social Infrastructure)

Amount in lakh

Sr No	Bank Name	Export Credit		Education		Housing		Social Infrastructure	
		No. of A/c	Amt.	No. of A/c	Amt.	No. of A/c	Amt.	No. of A/c	Amt.
1	Bank of Baroda	10	2710	1938	3799	6502	40043	320	1155
2	Bank of India	14	2534	1806	3161	5800	33564	520	1258
3	Bank of Maharashtra	0	0	1025	1680	2365	15618	88	199
4	Canara Bank	2	1500	2384	3637	5016	28841	124	817
5	Central Bank of India	2	240	2191	3562	8239	35597	623	2249
6	Indian Bank	3	2000	737	1219	2949	15308	85	368
7	Indian Overseas Bank	0	0	300	417	1308	7440	22	170
8	Punjab and Sind Bank	0	0	292	295	1073	5579	14	68
9	Punjab National Bank	17	851	2194	3653	6302	35960	288	1535
10	State Bank of India	45	6467	5659	9242	14817	87709	1005	3049
11	UCO Bank	0	0	862	1251	2991	17929	291	818
12	Union Bank of India	3	350	2521	3701	4496	24648	363	828
	Public Sector Banks	96	16652	21909	35617	61858	348236	3743	12514
13	Axis Bank	10	17568	883	1657	2590	15475	198	795
14	Bandhan Bank	0	0	182	339	3615	23666	92	492
15	Catholic Syrian Bank	0	0	0	0	44	196	0	0
16	City Union Bank	0	0	55	86	98	472	0	0
17	Development Credit Bank	0	0	147	269	5575	11681	81	500
18	Dhan Lakshmi Bank	0	0	55	86	132	648	0	0
19	Federal Bank Ltd.	0	0	165	295	316	1656	0	0
20	HDFC Bank	8	2530	767	1371	8182	49859	502	1854
21	ICICI Bank	7	2350	990	2067	3847	22557	350	1376
22	IDBI Bank	0	0	480	881	1166	6115	272	457
23	IDFC First Bank	0	0	161	339	1772	7537	258	385
24	Indusind Bank Limited	0	0	169	213	753	3713	58	207
25	Jammu and Kashmir Bank	0	0	166	62	208	1042	0	0
26	Karnataka Bank Limited	0	0	99	156	212	1129	0	0
27	Karur Vysya Bank Ltd.	0	0	56	88	92	471	0	0
28	Kotak Mahindra Bank	0	0	111	185	695	3981	48	616
29	Lakshmi Vilas Bank	0	0	55	86	79	422	0	0
30	Rainakar Bank Ltd. (RBL)	6	4077	80	159	521	3030	0	0
31	South Indian Bank	0	0	99	156	174	844	0	0
32	Standard Chartered Bank	0	0	0	0	0	0	0	0
33	Tamilnadu Mercantile Bank	0	0	10	15	0	0	0	0
34	Yes Bank	0	0	243	468	2072	14089	0	0
	Private Sector Banks	31	26525	4973	8978	32143	168583	1859	6682
	Commercial Banks	127	43177	26882	44595	94001	516819	5602	19196
35	MGB	0	0	139	280	1327	9079	68	199
36	MPGB	0	0	518	1113	2726	21877	91	238
	Regional Rural Banks	0	0	657	1393	4053	30956	159	437
37	DCCB & Apex Bank	0	0	56	100	1516	9853	35	26
	Cooperative Banks	0	0	56	100	1516	9853	35	26
38	AU Small Finance Bank	0	0	176	312	2097	15422	22	21
39	Equitas Small Finance Bank	0	0	57	100	159	1026	1	2
40	ESAF	0	0	192	114	163	770	15	16
41	Fincare Small Finance Bank	0	0	4	8	88	535	1701	1505
42	Jana Small Finance Bank	0	0	44	69	4508	18740	0	0
43	Shivalik Small Finance Bank	0	0	0	0	43	352	0	0
44	Suryoday Small Finance Bank	0	0	48	77	68	312	5	6
45	Ujjivan Small Finance Bank	0	0	0	0	1475	4787	0	0
46	Utkarsh Small Finance Bank	0	0	44	69	70	217	85	54
	Small Finance Banks	0	0	565	749	8671	42161	1829	1604
	Grand Total	127	43177	28160	46837	108241	599789	7625	21263

Bank - wise Annual Credit Plan 2024-25

(Renewable Energy, OPS, Total Priority Sector & Weaker Section)

Amount in lakh

Sr No	Bank Name	Renewable Energy		Others under Priority Sector		Total Priority Sector		Loans to Weaker Section	
		No. of A/c	Amt.	No. of A/c	Amt.	No. of A/c	Amt.	No. of A/c	Amt.
1	Bank of Baroda	284	409.00	12376	8291.00	221379	827636.00	88068	234133.00
2	Bank of India	393	939.00	22834	15874.00	658265	1695407.00	233048	434425.00
3	Bank of Maharashtra	67	145.00	6154	4669.00	95834	328223.00	94709	68458.00
4	Canara Bank	176	288.00	10156	6876.00	207438	678937.00	88106	203978.00
5	Central Bank of India	216	357.00	13892	8411.00	925671	1592740.00	250991	456973.00
6	Indian Bank	118	159.00	7032	4263.00	165846	606097.00	39377	118001.00
7	Indian Overseas Bank	34	65.00	1404	784.00	19172	60528.00	6746	16467.00
8	Punjab and Sind Bank	33	50.00	1065	699.00	13023	50135.00	4274	11658.00
9	Punjab National Bank	235	372.00	18284	12503.00	287507	971756.00	105436	258756.00
10	State Bank of India	781	1398.00	39888	28871.00	924600	3180608.00	329682	748464.00
11	UCO Bank	51	74.00	16718	21991.00	103861	319726.00	32880	82016.00
12	Union Bank of India	209	338.00	10025	5955.00	334580	1133697.00	145427	282675.00
	Public Sector Banks	2597	4594	159828	119187	3957176	11445490	1418744	2916004
13	Axis Bank	129	237.00	39172	24651.00	238435	1353756.00	84595	225005.00
14	Bandhan Bank	29	58.00	126962	79720.00	178882	220072.00	85443	85720.00
15	Catholic Syrian Bank	0	0.00	1075	779.00	2142	4596.00	442	926.00
16	City Union Bank	0	0.00	254	164.00	1886	7409.00	507	1676.00
17	Development Credit Bank	0	0.00	4931	3014.00	39287	104979.00	13613	28963.00
18	Dhan Lakshmi Bank	0	0.00	0	0.00	538	3522.00	80	528.00
19	Federal Bank Ltd.	0	0.00	1057	630.00	10894	32891.00	5010	9916.00
20	HDFC Bank	920	1566.00	58587	32331.00	590925	2954257.00	180687	414977.00
21	ICICI Bank	205	318.00	32945	22957.00	401566	2237192.00	102122	312191.00
22	IDBI Bank	59	92.00	9817	6937.00	68277	266780.00	21453	67012.00
23	IDFC First Bank	20	50.00	3343	2290.00	139923	324771.00	37036	59617.00
24	Indusind Bank Limited	10	12.00	9397	6606.00	500958	697540.00	119775	225286.00
25	Jammu and Kashmir Bank	0	0.00	194	142.00	1039	6072.00	135	870.00
26	Karnataka Bank Limited	0	0.00	389	251.00	1980	10605.00	537	2043.00
27	Karur Vysya Bank Ltd.	0	0.00	2	0.00	399	6046.00	55	705.00
28	Kotak Mahindra Bank	13	16.00	54496	27806.00	384173	829277.00	102435	173978.00
29	Lakshmi Vilas Bank	0	0.00	160	100.00	1196	8335.00	255	1187.00
30	Ramakar Bank Ltd. (RBL)	0	0.00	3139	1998.00	32729	79689.00	12658	19589.00
31	South Indian Bank	0	0.00	1048	684.00	2467	8485.00	506	1666.00
32	Standard Chartered Bank	0	0.00	0	0.00	0	0.00	0	0.00
33	Tamilnadu Mercantile Bank	0	0.00	97	84.00	1020	3285.00	440	1191.00
34	Yes Bank	0	0.00	4614	3348.00	86646	366622.00	31534	56097.00
	Private Sector Banks	1385	2349	351679	214492	2685362	9526181	799318	1689143
	Commercial Banks	3982	6943	511507	333679	6642538	20971671	2218062	4605147
35	MGB	91	112.00	2548	1713.00	218055	333710.00	66682	119120.00
36	MPGB	81	173.00	70229	102363.00	616821	1099752.00	135346	264286.00
	Regional Rural Banks	172	285	72777	104076	834876	1433462	202028	383406
37	DCCB & Apex Bank	23	20.00	13773	9170.00	1468871	2560513.00	455699	705157.00
	Cooperative Banks	23	20	13773	9170	1468871	2560513	455699	705157
38	AU Small Finance Bank	56	215.00	9444	6740.00	74103	426753.00	20645	91814.00
39	Equitas Small Finance Bank	13	20.00	10205	5162.00	30503	54986.00	16633	17608.00
40	ESAF	0	0.00	6520	2903.00	172563	129386.00	65379	49560.00
41	Fincare Small Finance Bank	1073	919.00	22477	10167.00	127393	80564.00	16221	15775.00
42	Jana Small Finance Bank	0	0.00	25751	19869.00	93865	100264.00	49288	40227.00
43	Shivalik Small Finance Bank	0	0.00	1117	829.00	3771	13332.00	567	903.00
44	Suryoday Small Finance Bank	0	0.00	18120	10051.00	61115	48230.00	23562	20971.00
45	Ujivan Small Finance Bank	0	0.00	8866	5222.00	16779	22493.00	9343	7613.00
46	Utkarsh Small Finance Bank	1	1.00	36185	17936.00	83676	56229.00	32582	35411.00
	Small Finance Banks	1143	1155	138685	78879	663768	932237	234220	279882
	Grand Total	5320	8403	736742	525804	9610053	25897883	3110009	5973592

Bank - wise Annual Credit Plan 2024-25

(Non-Priority Sector)

Bank-wise Annual Credit Plan 2024-25 (Non-Priority Sector)

Amount in lakh

Sr No	Bank Name	Agriculture		Education		Housing		Personal Loan		Others		Total Non-Priority Sector	
		No. of A/c	Amt.	No. of A/c	Amt.	No. of A/c	Amt.	No. of A/c	Amt.	No. of A/c	Amt.	No. of A/c	Amt.
1	Bank of Baroda	238	3875	338	3941	2650	54538	20455	62709	35096	216192	58777	341255
2	Bank of India	73	2388	145	1753	2243	46599	9081	37748	62730	333654	74272	422122
3	Bank of Maharashtra	6	100	133	1595	1076	22338	2562	11581	18687	82373	22464	117987
4	Canara Bank	114	2690	127	1471	1715	34016	7424	32805	28358	158902	37738	229884
5	Central Bank of India	49	2206	85	1037	913	18549	32017	146484	56421	203476	89485	371752
6	Indian Bank	1200	3424	97	1086	1317	33291	13275	55309	24779	142014	40668	225124
7	Indian Overseas Bank	1	20	1	12	316	6845	758	3227	6105	25599	7181	35703
8	Punjab and Sind Bank	0	0	0	0	73	2089	641	2592	2410	9760	3124	14441
9	Punjab National Bank	610	45993	279	3538	2502	54448	8806	35265	48692	308967	60889	448211
10	State Bank of India	510	8104	685	8668	9830	186676	30156	100935	194150	1518254	235511	1822637
11	UCO Bank	43	1935	5	46	893	18325	2021	7846	16054	95271	19016	123423
12	Union Bank of India	315	17309	443	5078	2147	34384	20180	96319	33294	265426	56379	418516
Public Sector Banks		3159	88044	2338	28225	25675	502098	147356	592820	526776	3359868	705304	4571055
13	Axis Bank	118	7035	272	3750	1365	30222	8137	33477	64638	370736	74530	445220
14	Bandhan Bank	0	0	0	0	1765	36071	2170	7462	25980	65471	29915	109004
15	Catholic Syrian Bank	0	0	0	0	0	0	32	114	82	573	114	687
16	City Union Bank	0	0	2	22	2	50	166	654	186	931	356	1657
17	Development Credit Bank	22	205	9	167	284	6489	453	1704	5820	27170	6588	35735
18	Dhan Lakshmi Bank	0	0	0	0	0	0	100	400	82	574	182	974
19	Federal Bank Ltd.	0	0	0	0	214	5348	270	992	4655	30702	5139	37042
20	HDFC Bank	1082	30147	92	1144	4401	95789	31324	130264	273234	1714663	310133	1972007
21	ICICI Bank	190	4823	482	6374	5163	114657	25808	121899	283721	1078275	315364	1326028
22	IDBI Bank	54	1945	82	996	1114	20679	2540	10177	16258	81992	20048	115789
23	IDFC First Bank	1	150	394	4818	1018	23728	14647	32369	85708	152464	101768	213329
24	Indusind Bank Limited	0	0	0	0	256	5370	1122	4400	65415	210993	66793	220767
25	Jammu and Kashmir Bank	0	0	0	0	3	66	187	775	124	894	514	1725
26	Karnataka Bank Limited	0	0	0	0	72	1682	126	482	390	2816	588	4980
27	Karur Vysya Bank Ltd.	31	279	0	0	87	2298	413	1681	435	2966	966	7234
28	Koosik Mahindra Bank	0	0	0	0	176	4500	415	1597	29996	224944	30587	231041
29	Lakshmi Vilas Bank	0	0	0	0	0	0	100	400	109	772	209	1172
30	Rastmukar Bank Ltd. (RBL)	8	62	0	0	271	6534	313	1201	2474	12059	3066	19856
31	South Indian Bank	0	0	1	2	161	4126	215	906	221	1536	598	6570
32	Standard Chartered Bank	0	0	0	0	0	0	0	0	0	0	0	0
33	Tamilnada Mercantile Bank	0	0	0	0	1	2	57	193	1693	4234	1751	4431
34	Yes Bank	0	0	30	372	1857	42653	2979	13593	47965	159718	32829	216318
Private Sector Banks		1506	44046	1364	17645	18210	400246	91574	364742	909184	4144477	1021838	4971756
Commercial Banks		4665	132690	3702	45870	43885	902344	238930	957562	1435960	7504345	1727142	9542811
35	MGB	3	198	1	17	176	3049	1838	8226	9730	34475	11748	45965
36	MPCB	48	599	8	152	356	9100	3073	13329	30267	106034	33752	128214
Regional Rural Banks		51	797	9	169	532	12149	4911	20555	39997	140509	45500	174179
37	DCCB & Apex Bank	0	0	0	0	0	0	1061	4263	4011	22233	5072	26496
Cooperative Banks		0	0	0	0	0	0	1061	4263	4011	22233	5072	26496
38	AU Small Finance Bank	8	50	0	0	989	17265	3215	10524	29425	130205	33637	158042
39	Equitas Small Finance Bank	0	0	0	0	41	816	380	1544	5565	16406	5986	18766
40	ESAF	0	0	0	0	28	500	401	1615	2421	5028	2850	7143
41	Fincare Small Finance Bank	0	0	0	0	0	0	738	2500	647	2093	1385	4593
42	Jana Small Finance Bank	0	0	0	0	261	5398	250	1000	2289	4338	2800	10736
43	Shiyalik Small Finance Bank	1	120	0	0	7	159	10	40	1878	13684	1896	14003
44	Suryoday Small Finance Bank	2	1	0	0	10	220	33	112	290	1716	335	2049
45	Ujivan Small Finance Bank	0	0	0	0	158	3303	11	29	155	454	504	3786
46	Utkarsh Small Finance Bank	0	0	0	0	0	0	56	300	403	1693	459	1893
Small Finance Banks		11	171	0	0	1444	27659	5094	17664	43083	175617	49852	221111
Grand Total		4727	133658	3711	46039	45911	942152	249996	1000044	1523021	7842704	1827366	9964597

District - wise Annual Credit Plan 2024-25

(Agriculture)

Amount in lakh

Sr No	District Name	Farm Credit		Crop Loan out of Farm Credit		Agriculture		Ancillary Activities		Total Agriculture	
		No. of A/c	Amt.	No. of A/c	Amt.	No. of A/c	Amt.	No. of A/c	Amt.	No. of A/c	Amt.
1	Agar Malwa	76948	192372	64365	160271	6	112	800	5600	77754	198084
2	Alirajpur	21644	20004	13874	14448	28	262	170	2098	21842	22364
3	Anuppur	24611	24131	9603	13056	126	716	394	1657	25131	26504
4	Ashoknagar	136000	170000	96948	121185	103	2590	814	12000	136917	184590
5	Balaghat	88147	90088	46228	59476	29	833	1427	30944	89603	121865
6	Barwani	87856	138300	73244	100220	120	5265	1600	53065	89576	196630
7	Betal	229457	222486	128757	150629	1992	3150	2773	8775	234222	234411
8	Bhind	56090	73036	33594	48829	251	415	649	5095	56990	78546
9	Bhopal	110900	310522	51032	142888	400	10800	3985	109568	115285	430890
10	Burhanpur	70768	130921	53904	97027	5	336	596	4173	71369	135430
11	Chhatarpur	118482	148102	97656	117191	64	4850	3425	27077	121971	180029
12	Chhindwara	242483	303104	179284	224105	68	1504	1236	15546	243787	320154
13	Damoh	116406	110585	94086	89382	36	844	1152	7142	117594	118571
14	Datia	60112	90155	41338	62052	947	4739	1127	5634	62186	100528
15	Dewas	217422	456588	153674	322714	74	1978	2208	51833	219704	510399
16	Dhar	233656	490678	148720	340288	350	2688	2152	27927	236158	521293
17	Dindori	26426	29459	15802	19782	6	345	271	649	26703	30453
18	East nimar	129274	224937	103816	180641	76	5744	5483	41074	134833	271755
19	Guna	109256	229440	65604	137769	18	1274	1412	10592	110686	241306
20	Gwalior	109353	141834	36093	63379	930	4469	1784	100496	112067	246799
21	Harda	85002	212503	63070	157674	200	15101	3884	30300	89086	257904
22	Hoshangabad	317040	452697	145248	302998	389	5013	1773	98553	319202	556263
23	Indore	254060	533525	140152	294318	442	29298	8170	445887	262672	1008710
24	Jabalpur	354237	299988	63842	119475	1384	5868	3402	53586	359023	359442
25	Jhabua	86160	94233	47391	65409	142	246	412	3205	86714	97684
26	Katni	64850	80825	35868	44836	160	1900	1100	82176	66110	164901
27	Khargone	268528	563909	210238	441500	35	1018	1204	40899	269767	605826
28	Mandla	58044	50310	20955	26026	142	493	777	10989	58963	61792
29	Mandsaur	291560	344576	151136	226262	844	3229	1372	31965	293776	379770
30	Morena	39438	53065	26717	38738	574	1818	900	67275	40912	122158
31	Narsimhapur	229340	313586	146191	242134	400	2048	2050	34064	231790	349698
32	Neemuch	86782	173565	56480	112961	66	4911	1688	11811	88536	190287
33	Panna	44695	51400	29440	36800	8	450	65	500	44768	52350
34	Raisen	355432	411534	151093	266816	467	3116	1006	21093	356905	435743
35	Rajgarh	222716	445432	159216	316840	22	1520	782	5480	223520	452432
36	Ratlam	292476	355348	176827	258410	70	2554	2270	45952	294816	403854
37	Rewa	87534	108542	55994	69432	54	2470	1374	28125	88962	139137
38	Sagar	326586	362732	193948	251937	444	3043	1162	15315	328192	381090
39	Satna	132645	165498	79385	105797	302	8597	1184	27110	134131	201205
40	Sehore	224400	561000	156000	390000	102	2282	1408	10554	225910	573836
41	Seoni	213478	219897	114025	161090	488	1856	1442	6865	215408	228618
42	Shahdol	68589	44385	16719	18509	177	212	503	2225	69269	46822
43	Shajapur	184000	460000	129043	322608	358	1145	1684	11782	186042	472927
44	Sheopur	52104	78155	46266	69400	6	252	90	2518	52200	80925
45	Shivpuri	90298	117388	68480	89024	62	1024	877	8588	91237	127000
46	Sidhi	27260	29143	20510	21935	8	286	67	1450	27335	30879
47	Singrauli	14211	21359	12437	17764	15	169	418	2861	14644	24389
48	Tikamgarh	52039	62447	35408	42490	28	2150	960	7200	53027	71797
49	Ujjain	294064	691052	251428	528000	180	7680	2456	44700	296700	743432
50	Umaria	46324	20846	28786	12954	8	288	1505	2214	47837	23348
51	Vidisha	237374	540352	194242	456135	200	1820	888	14012	238462	556184
52	Niwari	13167	11192	11534	9804	4	80	24	250	13195	11522
53	Pandhurna	63934	79918	50544	63180	54	464	640	11128	64628	91510
54	Maihar	39793	49650	23815	31739	90	2580	355	8133	40238	60363
55	Mauganj	13456	11438	10421	8858	2	70	10	68	13468	11576
	Grand Total	7496907	11668232	4630471	8087185	13556	167965	81360	1709778	7591823	13545974

District - wise Annual Credit Plan 2024-25

(MSME)

Amount in lakh

Sr No	District Name	Micro Enterprises		Small Enterprises		Medium Enterprises		KVIC		Others under MSME		Total MSME	
		No. of A/c	Amt.	No. of A/c	Amt.	No. of A/c	Amt.	No. of A/c	Amt.	No. of A/c	Amt.	No. of A/c	Amt.
1	Agar Malwa	14569	36423	208	16716	8	1425	4	12	4	6	14793	54582
2	Alirajpur	4068	11404	60	3771	0	0	0	0	0	0	4128	15175
3	Anuppur	6008	14976	168	5825	28	3181	150	167	13	92	6367	24236
4	Ashoknagar	12342	24665	144	11600	7	1331	42	141	1	15	12536	37752
5	Balaghat	11000	66893	523	36020	21	3628	43	134	22	1382	11609	108057
6	Barwani	29850	55978	1215	36094	160	7606	45	336	20	200	31290	100204
7	Betul	14250	60627	725	43271	157	23690	295	2473	4	1128	15431	131189
8	Bhind	10764	32130	262	16893	50	5840	54	42	8	1166	11138	56071
9	Bhopal	88402	538382	3970	472533	1716	371114	180	400	200	6900	94468	1389329
10	Burhanpur	14354	37373	352	28206	40	7871	38	148	898	10784	15682	84382
11	Chhatarpur	10850	59000	247	19833	36	6813	192	650	4	83	11329	85979
12	Chhindwara	19946	101372	715	70395	152	21762	66	308	24	1016	20903	194853
13	Damoh	9212	35314	252	12728	24	1978	90	205	12	177	9590	50402
14	Datia	8751	18656	870	3000	4	458	25	202	140	340	9790	22656
15	Dewas	33547	101524	726	71673	67	24258	42	380	250	640	34632	198475
16	Dhar	31408	118692	868	75146	120	31622	24	258	6	122	32426	225840
17	Dindori	4994	12217	81	1449	0	0	9	14	3	4	5087	13684
18	East nimar	40937	102343	315	29299	44	7841	17	59	9	181	41222	139723
19	Guna	25608	64020	438	35254	31	5524	37	193	20	409	26154	105400
20	Gwalior	48445	292219	3199	294130	846	133650	196	14783	24	3051	52710	737833
21	Harda	11860	29649	168	13527	6	1064	120	407	14	281	12168	44928
22	Hoshangabad	19959	78207	798	59582	157	33363	56	9160	8	18	20978	180330
23	Indore	121464	1205998	9984	1193217	3117	811923	70	1487	56	4938	134691	3217563
24	Jabalpur	50200	317795	3232	234105	681	130796	209	9051	55	1207	54377	692954
25	Jhabua	6974	27537	194	13082	40	26064	206	1139	2	66	7416	67888
26	Katni	10914	94564	540	39800	144	23870	28	205	19	424	11645	158863
27	Khargone	13704	74582	626	46516	34	11690	2	2	4	40	14370	132830
28	Mandla	8209	26663	269	12708	0	0	41	139	3	4	8522	39514
29	Mandsaur	20079	92207	1033	65800	179	21634	31	640	8	292	21530	180573
30	Morena	8128	68448	795	51869	163	36806	38	2035	43	5257	9167	164415
31	Narsimhapur	15297	80278	592	32824	65	28724	264	1019	11	207	16229	143052
32	Neemuch	10252	42770	252	28008	77	13721	294	995	13	266	10888	85760
33	Panna	5610	14000	20	1574	2	25	17	58	4	7	5653	15664
34	Raisen	29799	62707	619	34971	128	19428	35	137	11	493	30592	117736
35	Rajgarh	23826	59565	246	19801	6	999	11	38	2	50	24091	80453
36	Ratlam	11520	319280	4502	51993	0	0	35	111	0	0	16057	371384
37	Rewa	16238	96480	450	34188	98	15050	60	162	2	4	16848	145884
38	Sagar	29325	112803	858	50836	155	23200	131	500	11	163	30480	187502
39	Satna	22089	113848	860	69125	228	40885	41	135	5	87	23223	224080
40	Sehore	28138	70346	237	19079	6	1120	10	33	6	130	28397	90708
41	Seoni	13071	52497	620	27539	79	9748	338	985	17	365	14125	91134
42	Shahdol	8739	34398	293	15859	37	4334	39	37	11	458	9109	55081
43	Shajapur	19758	49394	182	14655	7	1322	4	14	4	87	19935	65472
44	Sheopur	2524	15662	134	7106	2	2	26	41	2	4	2688	22815
45	Shivpuri	14216	62356	424	30666	7	600	78	610	9	478	14734	94710
46	Sidhi	6444	30087	168	8816	16	498	76	108	3	15	6907	39524
47	Singrauli	8771	47675	336	21054	52	4866	11	61	3	8	9173	73664
48	Tikamgarh	11586	28964	91	7290	2	350	265	899	5	105	11949	37608
49	Ujjain	47638	162257	1138	100119	125	19392	12	190	24	62	48937	282020
50	Umaria	4026	10865	96	4390	5	308	6	38	7	215	4140	15816
51	Vidisha	12404	58998	524	29112	22	1488	10	25	20	792	12980	90415
52	Niwari	2720	6085	36	905	1	87	39	194	3	4	2799	7275
53	Pandhurna	5344	18977	106	9414	8	3388	48	108	2	160	5708	32047
54	Maunbar	6626	34154	257	20737	68	12265	11	40	1	26	6963	67222
55	Mauganj	3373	13499	38	366	0	0	28	60	2	4	3441	13929
	Grand Total	1070530	5397803	45956	3654469	9218	1958202	4259	51748	2052	44413	1132015	11106635

District - wise Annual Credit Plan 2024-25

(Export Credit, Education, Housing & Social Infrastructure)

Amount in lakh

Sr No	District Name	Export Credit		Education		Housing		Social Infrastructure	
		No. of A/c	Amt.	No. of A/c	Amt.	No. of A/c	Amt.	No. of A/c	Amt.
1	Agar Malwa	0	0	80	128	420	1942	4	12
2	Alirajpur	0	0	37	59	359	2531	0	0
3	Anuppur	0	0	72	111	173	692	0	0
4	Ashoknagar	0	0	162	400	462	4612	100	1000
5	Balaghat	0	0	253	365	706	4457	408	483
6	Barwani	4	384	150	750	500	8120	24	250
7	Betul	0	0	539	714	696	3944	148	136
8	Bhind	0	0	196	291	306	1344	4	23
9	Bhopal	44	16900	6250	6750	24500	120000	520	6200
10	Burhanpur	0	0	200	498	600	2995	4	10
11	Chhatarpur	0	0	264	410	1604	7711	16	3644
12	Chhindwara	0	0	252	446	934	5215	20	40
13	Damoh	0	0	145	240	670	2708	4	3
14	Datia	11	72	229	687	567	2835	350	1022
15	Dewas	44	3216	446	1068	2904	13450	18	90
16	Dhar	0	0	728	1042	2894	16730	1252	174
17	Dindori	0	0	15	13	131	557	103	338
18	East nimar	0	0	274	820	1720	8599	4	10
19	Guna	0	0	280	700	1268	8880	218	1200
20	Gwalior	0	0	2663	3438	4826	25250	2	14
21	Harda	0	0	380	1000	1045	7949	80	600
22	Hoshangabad	0	0	830	943	3032	11341	52	120
23	Indore	16	21645	4475	8656	19599	138762	368	815
24	Jabalpur	0	0	1192	2269	4443	31136	88	462
25	Jhabua	0	0	89	205	238	1962	0	0
26	Katni	0	0	294	508	608	4898	40	200
27	Khargone	0	0	592	774	1845	15122	140	160
28	Mandla	0	0	77	137	478	2207	10	5
29	Mandsaur	0	0	375	558	798	5219	64	25
30	Morona	0	0	225	279	1089	2583	2	21
31	Narsimhapur	0	0	314	479	1182	4417	3	1
32	Neemuch	8	960	300	585	950	4018	375	590
33	Panna	0	0	68	170	180	900	65	490
34	Raisen	0	0	269	367	2373	7311	32	12
35	Rajgarh	0	0	315	850	1174	7520	535	450
36	Ratlam	0	0	403	734	3864	18164	39	138
37	Rewa	0	0	355	694	852	7910	8	40
38	Sagar	0	0	534	898	1990	7889	0	0
39	Satna	0	0	491	772	2022	9716	1664	1246
40	Sehore	0	0	280	700	1466	11000	28	20
41	Seoni	0	0	176	229	587	4168	3	1
42	Shahdol	0	0	211	289	543	1754	2	1
43	Shajapur	0	0	266	800	940	3500	40	100
44	Sheopur	0	0	42	88	92	386	20	40
45	Shivpuri	0	0	221	418	640	2994	13	10
46	Sidhi	0	0	91	120	148	1114	0	0
47	Singrauli	0	0	174	298	135	1225	0	0
48	Tikamgarh	0	0	84	210	916	5500	12	150
49	Ujjain	0	0	950	2466	5322	23986	12	280
50	Umariya	0	0	66	160	133	608	2	2
51	Vidisha	0	0	376	578	2254	6750	213	160
52	Niwari	0	0	35	48	160	400	13	10
53	Pandhurna	0	0	212	358	262	1498	2	90
54	Maihar	0	0	147	231	601	2914	497	373
55	Mauganj	0	0	16	36	40	396	4	2
	Grand Total	127	43177	28160	46837	108241	599789	7625	21263

District - wise Annual Credit Plan 2024-25

(Renewable Energy, OPS, Total Priority Sector & Weaker Section)

Amount in lakh

Sr No	District Name	Renewable Energy		Others under Priority Sector		Total Priority Sector		Loans to Weaker Section	
		No. of A/c	Amt.	No. of A/c	Amt.	No. of A/c	Amt.	No. of A/c	Amt.
1	Agar Malwa	90	239	2150	2484	95291	257471	26326	70104
2	Alirajpur	0	0	7738	8458	34104	48587	14701	21984
3	Anuppur	0	0	6519	4364	38262	55907	9332	15164
4	Ashoknagar	64	100	7172	4481	157413	232935	39354	58234
5	Balaghat	0	0	10263	8916	112842	244143	59888	55015
6	Barwani	94	140	998	10963	122636	317441	52000	45034
7	Betul	0	0	12269	7063	263305	377457	138932	97084
8	Bhind	0	0	828	2072	69462	138347	22650	32703
9	Bhopal	500	800	41050	26820	282617	1997689	42392	300518
10	Burhanpur	15	38	2086	7492	89956	230845	20689	54228
11	Chhatarpur	88	92	842	4214	136114	282079	42195	81802
12	Chhindwara	10	20	21972	16174	287878	536902	129545	241606
13	Damoh	0	0	3764	1906	131767	173830	72472	95606
14	Datia	70	59	0	0	73203	127859	14642	25576
15	Dewas	375	450	17280	11127	275403	738275	80978	215402
16	Dhar	40	100	22718	18663	296216	783842	133302	226815
17	Dindori	0	0	7122	4373	39161	49418	16271	22133
18	East nimar	796	1988	6853	9034	185702	431929	44140	103744
19	Guna	660	1000	200	387	139466	358873	34866	89718
20	Gwalior	0	0	24910	16836	197178	1030170	67226	114929
21	Harda	332	500	14865	1522	117956	314403	24770	69168
22	Hoshangabad	0	0	26312	14778	370406	763775	197935	190707
23	Indore	20	150	74835	55298	496676	4451599	74501	315966
24	Jabalpur	0	0	47951	22113	467074	1108376	89450	221065
25	Jhabua	0	0	7981	10576	102438	178315	19566	43516
26	Katni	12	15	16876	8999	95585	338384	38234	135353
27	Khargone	10	20	19330	15292	306054	770024	132578	155782
28	Mandla	0	0	8107	5804	76157	109459	39917	34053
29	Mandsaur	0	0	24655	14571	340998	580716	91610	146445
30	Morena	0	0	4693	4965	56088	294421	26913	42409
31	Narsimhapur	0	0	18468	10894	267986	508541	91273	147493
32	Neemuch	425	820	2510	1290	103992	284310	25998	71077
33	Panna	40	60	2321	1450	53095	71084	23892	31988
34	Raisen	0	0	22812	17225	412983	578394	175530	187160
35	Rajgarh	8	100	23719	14820	273362	556625	78988	194818
36	Railam	0	0	916	13792	316095	808066	17232	79200
37	Rewa	0	0	11679	5350	118704	299015	72586	111964
38	Sagar	0	0	19562	7306	380758	584685	125117	196381
39	Satna	1118	958	22500	14058	185149	452035	4011	99449
40	Schore	60	100	18505	11562	274646	687926	69589	173378
41	Seoni	0	0	25420	20095	255719	344245	55781	97151
42	Shahdol	0	0	16815	8476	95949	112423	21829	33048
43	Shajapur	60	150	9960	11100	217263	554049	76042	203166
44	Sheopur	10	5	1870	3043	56922	107302	28504	46036
45	Shivpuri	2	12	9500	4934	116347	230078	53519	105836
46	Sidhi	0	0	3036	1380	37517	73017	16575	21100
47	Singrauli	0	0	39	98	24165	99674	10513	21894
48	Tikamgarh	66	100	2280	1416	68334	116781	23916	40874
49	Ujjain	20	100	49860	34970	401801	1087254	139936	355494
50	Umariya	0	0	6305	4224	58483	44158	24372	26936
51	Vidisha	0	0	14386	10675	268671	664762	120902	299142
52	Niwari	0	0	3	2	16205	19257	7292	5586
53	Pandhurna	0	0	2698	2502	73510	128005	36755	64002
54	Maihar	335	287	6749	4217	55530	135607	1200	29834
55	Mauganj	0	0	2490	1180	19439	27119	11282	8722
	Grand Total	5320	8403	736742	525804	9610053	25897883	3110009	5973592

District - wise Annual Credit Plan 2024-25

(Non Priority Sector)

Amount in lakh

Sr No	District Name	Agriculture		Education		Housing		Personal Loan		Others		Total Non-Priority	
		No. of A/c	Amt.	No. of A/c	Amt.	No. of A/c	Amt.	No. of A/c	Amt.	No. of A/c	Amt.	No. of A/c	Amt.
1	Agar Malwa	1	31	4	52	115	2066	890	3620	2019	16241	3029	22010
2	Alirajpur	0	0	1	12	100	2459	1144	5516	3324	10392	4569	18379
3	Anuppur	24	8	4	41	52	944	2051	9828	8632	18159	10763	28980
4	Ashoknagar	0	0	24	280	140	3500	1297	5291	3154	25368	4615	34439
5	Balaghat	44	31	14	251	293	5918	3367	17814	13789	36847	17507	60861
6	Barwani	4	15	6	135	174	6150	1618	8003	2500	40650	4302	54953
7	Betul	56	77	17	429	258	6807	4274	18185	29754	84563	34359	110061
8	Bhind	35	29	1	17	70	1620	2265	7627	12550	36833	14921	46126
9	Bhopal	644	29038	750	9500	6950	182925	22560	90000	192501	1602651	223405	1914114
10	Burhanpur	12	20	6	89	150	2694	1112	4539	3450	27900	4730	35242
11	Chhatarpur	5	301	6	94	252	4534	2560	9576	5560	43458	8383	57963
12	Chhindwara	42	74	35	440	1240	13850	6024	24074	40894	96418	48235	134856
13	Damoh	30	27	2	30	352	4416	2022	8314	12490	43452	14896	56239
14	Datia	25	258	20	298	40	1000	1256	12560	2155	15076	3496	29192
15	Dewas	30	178	46	788	1268	18229	5636	19082	36888	89705	43868	127982
16	Dhar	200	2915	28	300	1310	17311	5910	18990	59838	143908	67286	183424
17	Dindori	15	32	0	0	18	366	1656	7916	5176	9668	6865	17982
18	East nimar	1	34	7	107	286	5139	1785	7400	4950	17800	7029	30480
19	Guna	4	215	4	64	222	3999	2156	8796	6318	50900	8704	63974
20	Gwalior	160	2012	214	2063	1753	32349	12075	52905	99459	303031	113661	392360
21	Harda	6	389	5	70	111	1989	913	3724	2950	25000	3985	31172
22	Hoshangabad	194	1275	17	295	667	11738	6950	20145	44693	101602	52521	135055
23	Indore	854	79423	1894	23111	16198	370448	41448	177984	343252	2500000	403646	3150966
24	Jabalpur	366	6082	166	1733	2543	44770	16201	75042	85226	832448	104502	960075
25	Jhabua	4	7	6	153	111	2579	1737	8270	7775	30555	9633	41564
26	Katni	115	110	18	225	636	9583	3820	13594	25630	81520	30219	105032
27	Khargone	129	1858	34	441	844	10302	5318	16414	40277	97116	46602	126131
28	Mandla	69	40	3	85	183	2160	2206	9709	7719	20705	10180	32699
29	Mandsaur	23	49	17	116	471	6264	4464	14039	35499	85815	40474	106283
30	Morena	283	2326	10	165	170	2257	2730	9704	14986	53411	18179	67863
31	Narsimhapur	147	1144	9	56	270	4819	3398	14961	16266	43338	20090	64318
32	Neemuch	3	157	6	95	196	3530	1875	7652	6479	52109	8559	63543
33	Panna	1	71	2	33	30	539	1088	4441	2622	21080	3743	26164
34	Raisen	28	127	9	163	475	9404	3601	11256	27790	58850	31903	79800
35	Rajgarh	2	129	4	52	193	3463	2240	9141	7514	62948	9953	75733
36	Ratlam	128	427	38	594	666	16212	14219	25418	16421	199355	31472	242006
37	Rewa	180	76	38	630	1010	13817	5680	30518	29785	105224	36693	150265
38	Sagar	278	210	31	329	587	8925	6026	24653	36529	89743	43451	123860
39	Satna	30	1982	10	174	430	7732	5067	20672	12317	55860	17854	86420
40	Sehore	3	187	5	68	329	5912	2672	10901	6500	50000	9509	67068
41	Seoni	51	24	3	42	253	5796	2650	12599	14721	32074	17678	50535
42	Shahdol	45	21	6	116	187	3366	2571	12669	10383	27336	13192	43508
43	Shajapur	2	123	4	63	122	2188	2290	9820	4634	37274	7052	49468
44	Sheopur	2	2	3	28	44	504	992	3668	4540	14210	5581	18412
45	Shivpuri	44	20	20	188	288	3598	2236	8110	17748	58798	20336	70714
46	Sidhi	34	30	3	60	166	1411	2930	15319	9528	26418	12661	43238
47	Singrauli	19	8	14	213	193	2564	3146	19380	12657	73316	16029	95481
48	Tikamgarh	0	0	4	75	40	1000	955	3900	2729	21950	3728	26925
49	Ujjain	66	450	115	1250	2390	57318	9924	32825	87574	156608	100069	248451
50	Umaria	0	0	2	16	90	768	1402	5419	4862	18763	6356	24966
51	Vidisha	168	974	16	200	624	6566	3496	11352	24270	53770	28574	72862
52	Niwari	13	26	4	139	48	762	330	925	2714	8518	3109	10370
53	Pandhurna	30	8	2	16	145	1080	1334	4856	5084	11833	6595	17793
54	Maihar	10	594	3	52	138	2319	1519	6201	3694	16758	5364	25924
55	Mauganj	68	14	1	3	20	193	910	4727	2252	5379	3251	10316
	Grand Total	4727	133658	3711	46039	45911	942152	249996	1000044	1523021	7842704	1827366	9964597

राज्य स्तरीय बैंकर्स समिति-मध्य प्रदेश
जेडओ/एसएलबीसी/2024-25:28

State Level Bankers Committee-Madhya Pradesh
17 मई, 2024

प्रति,

1. राज्य स्तरीय बैंक प्रमुख, सगस्त सार्वजनिक क्षेत्र बैंक, मध्य प्रदेश
2. सीनियर वाईस प्रेसिडेंट, एच.डी.एफ.सी बैंक, भोपाल
3. अंचल प्रमुख, आईसीआईसीआई बैंक, भोपाल
4. सीनियर वाईस प्रेसिडेंट, एक्सिस बैंक, भोपाल
5. महाप्रबंधक, आईडीबीआई बैंक, भोपाल
6. अध्यक्ष, मध्य प्रदेश ग्रामीण बैंक, इंदौर
7. अध्यक्ष, मध्यांचल ग्रामीण बैंक, सागर

विषय: स्व-सहायता समूह बैंक क्रेडिट लिंकेज अंतर्गत वित्तीय वर्ष 2024-25 हेतु लक्ष्य संबंधी।

संदर्भ: मुख्य कार्यपालन अधिकारी, म.प्र. राज्य ग्रामीण आजीविका मिशन, पंचायत एवं ग्रामीण विकास विभाग,
मध्य प्रदेश शासन का पत्र क्र.3393/वित्तीय समूह/एसआरएलएम/2024 दिनांक 16.05.2024

महोदय/महोदया,

उपरोक्त विषयांतर्गत म.प्र. राज्य ग्रामीण आजीविका मिशन, पंचायत एवं ग्रामीण विकास विभाग, मध्य प्रदेश शासन द्वारा स्व-सहायता समूह बैंक क्रेडिट लिंकेज अंतर्गत वर्ष 2024-25 हेतु 1,89,347 स्व-सहायता समूहों को रूपय 4,300 करोड़ का लक्ष्य निर्धारित किया गया है जिसका बैंकवार लक्ष्य संलग्न है।

अतः आपसे अनुरोध है कि अपनी संबंधित शाखाओं को लक्ष्य आवंटित कर त्रैमासिक वार 20:25:25:30 प्रतिशत प्रगति सुनिश्चित करें।

संलग्न: उपरोक्तानुसार

भवदीय,



(प्रमोद मिश्रा)

उप महाप्रबंधक-एसएलबीसी

प्रतिलिपि:

1. मुख्य कार्यपालन अधिकारी, म.प्र. राज्य ग्रामीण आजीविका मिशन, पंचायत एवं ग्रामीण विकास विभाग, मध्य प्रदेश शासन
2. आयुक्त, संस्थागत वित्त, मध्य प्रदेश शासन, विद्याचल भवन, भोपाल

Bank wise SHG Credit Linkage target for FY 2024-25			
amt in lakhs			
Sr.	Bank Name	No. of SHGs	Total amount
1	Axis Bank	18	50
2	Bank of Baroda	3065	7800
3	Bank of India	11668	27500
4	Bank of Maharashtra	5102	15711
5	Canara Bank	2526	5400
6	Central bank of India	19727	33000
7	HDFC Bank	8852	45000
8	ICICI Bank	1218	5217
9	IDBI Bank	203	951
10	Indian Bank	7855	12000
11	Indian Overseas Bank	227	700
12	MGB	32398	58700
13	MPGB	58639	129800
14	Punjab National Bank	6984	20500
15	Punjab and Sind Bank	340	719
16	State Bank of India	17866	41000
17	Union Bank of India	10778	21000
18	UCO Bank	1881	5000
	Total	189347	430048

मिनहाज आलम भा.प्र.से.

अपर सचिव

MINHAJ ALAM I.A.S.
Additional Secretary



भारत सरकार
GOVERNMENT OF INDIA
खाद्य प्रसंस्करण उद्योग मंत्रालय
MINISTRY OF FOOD PROCESSING INDUSTRIES
नई दिल्ली-110 049
New Delhi - 110 049

Ref: DO:AS (MA)/FME/2024-45

Date 22.04.2024

The Convener,
State Level Bankers Committee,
Madhya Pradesh

Dear Sir/Madam

Subject: Allocation of bank wise Targets under Individual Applications under PMFME Scheme for CFY 2024-25.

The PMFME Scheme was launched in June,2020 targeting support to 2 Lakh Micro food processing units up to 31.03.2025, based on state wise number of unorganised units -25 lakhs as per NSSO data for 2016-17, was allotted to the States/SLBCs for scheme period of 5 years. As against a target of 1 lakh units fixed for 2023-24, sanction to 54,618 units was achieved. Cumulatively, 86,342 units are supported so far leaving a gap of 1,13,758 units in the remaining period of 2024-25 (CFY).


As the scheme is operational only up to 31-03-2025(CFY), the left-over target is to be achieved during Current Financial Year. Accordingly, Madhya Pradesh is being allotted following targets with quarterly breakup based on left over target allotted for 5 years & number of unorganised micro food processing units in the state with little moderation.

Overall Deficit	Annual Target 2024-25	Q1	Q2	Q3	Q4
7240	7200	1080	1800	1800	2520

I, therefore, request to ensure that these targets are allocated and percolated down, Bank wise/ State wise/District wise targets to the individual banks. The target should also be conveyed to Head Offices of the participating Banks and their performance viz a viz targets should be monitored regularly in review meetings at District/State level.

Thanking You,

Your Sincerely,


(Minhaj Alam)

CC: The Additional Chief Secretary,
Department of Horticulture and Food Processing, Madhya Pradesh
(Nodal Dept. - PMFME) -For coordination with SLBC.

Bank-wise target under PMFME Scheme for FY 2024-25

Sr.	Bank Name	Quarter-1	Quarter-2	Quarter-3	Quarter-4	Total
1	Bank of Baroda	46	77	77	106	306
2	Bank of India	77	128	128	179	512
3	Bank of Maharashtra	30	49	50	69	198
4	Canara Bank	51	86	86	120	343
5	Central Bank of India	78	130	131	183	522
6	Indian Bank	36	60	61	85	242
7	Indian Overseas Bank	9	15	15	21	61
8	Punjab and Sind Bank	7	10	13	16	46
9	Punjab National Bank	65	108	108	152	433
10	State Bank of India	199	332	332	465	1328
11	UCO Bank	27	44	45	62	178
12	Union Bank of India	61	102	102	143	408
13	Axis Bank	28	46	46	65	185
14	Bandhan Bank	37	61	62	86	246
15	Catholic Syrian Bank	1	1	1	2	5
16	City Union Bank	0	1	1	1	3
17	Development Credit Bank	4	7	7	9	27
18	Dhan Lakshmi Bank	1	0	0	0	1
19	Federal Bank Ltd.	2	4	4	5	15
20	HDFC Bank	48	80	79	111	318
21	ICICI Bank	35	59	59	83	236
22	IDBI Bank	13	22	21	30	86
23	IDFC First Bank	12	20	19	28	81
24	Indusind Bank Limited	16	27	27	37	107
25	Jammu and Kashmir Bank	0	1	0	1	2
26	Karnataka Bank Limited	1	2	1	2	6
27	Karur Vysya Bank Ltd.	0	1	1	1	3
28	Kotak Mahindra Bank	7	12	11	16	46
29	Lakshmi Vilas Bank	0	1	0	1	2
30	Ratnakar Bank Ltd. (RBL)	2	4	3	5	14
31	South Indian bank	0	1	1	1	3
32	Tamilnadu Mercantile Bank	0	1	0	1	2
33	Yes Bank	8	13	13	18	52
35	MGB	55	92	92	128	367
36	MPGB	107	178	178	250	713
38	AU Small Finance Bank	3	5	6	7	21
39	Equitas Small Finance Bank	2	3	3	5	13
40	ESAF	2	4	4	6	16
41	Fincare Small Finance Bank	3	5	5	8	20
42	Jana Small Finance Bank	2	3	3	3	10
43	Shivalik Small Finance Bank	1	0	0	1	2
44	Suryoday Small Finance Bank	1	2	2	3	8
45	Ujjivan Small Finance Bank	1	1	1	1	3
46	Utkarsh Small Finance Bank	2	2	2	4	10
TOTAL		1080	1800	1800	2520	7200

LBS-MIS-I
Statement showing Targets of Annual Credit Plans (ACP) for the FY 2024-25

No. in actuals, Amount in lakhs

Name of the District: AGAR MALWA

Sr. No.	Categories	Yearly Targets under ACP 2024-25	
		Number	Amount
1	PRIORITY SECTOR	95291	257471.00
1A	Agriculture=1A(i)+1A(ii)+1A(iii)	77754	198084
1A(i)	Farm Credit	76948	192372.00
	Crop Loans (out of Farm Credit)	64365	160271.00
1A(ii)	Agriculture Infrastructure	6	112.00
1A(iii)	Ancillary Activities	800	5600.00
1B	Micro, Small and Medium Enterprises=1B(i)+1B(ii)+1B(iii)+1B(iv)+1B(v)	14793	54582
1B(i)	Micro Enterprises (Manufacturing+Service)	14569	36423.00
1B(ii)	Small Enterprises (Manufacturing+Service)	208	16716.00
1B(iii)	Medium Enterprises (Manufacturing+Service)	8	1425.00
1B(iv)	Khadi & Village Industries	4	12.00
1B(v)	Others under MSMEs	4	6.00
1C	Export Credit	0	0.00
1D	Education	80	128.00
1E	Housing	420	1942.00
1F	Social Infrastructure	4	12.00
1G	Renewable Energy	90	239.00
1H	Others	2150	2484.00
2	Sub Total=1A+1B+1C+1D+1E+1F+1G+1H	95291	257471
3	Loans to Weaker Sections under Priority Sector	26326	70104.00
4	NON-PRIORITY SECTOR	3029	22010.00
4A	Agriculture	1	31.00
4B	Education	4	52.00
4C	Housing	115	2066.00
4D	Personal Loans under Non-Priority Sector	890	3620.00
4E	Others	2019	16241.00
5	Sub-total=4A+4B+4C+4D+4E+4F	3029	22010
	TOTAL=2+5	98320	279481

Sd/
Lead District Manager

Name: *Dr. I. Singh*

Seal

Date: *12/04/2024*

Sd- *R. Singh*

District collector *Mr. RAGHUVENDRA SINGH*

Name

(IAS)

(राघवेंद्र सिंह)

कलेक्टर,

जिला आगर-मालवा (म.प्र.)

APPROVED ANNUAL CREDIT PLAN FOR FY 2024-25
DISTRICT : ALIRAJPUR

Number in Actual & Amount in Lakh

Sr. No	Categories	Total Credit Plan	
		Number	Amount
1	Priority Sector	34104	48587
1A	Agriculture = 1A(i)+1A(ii)+1A(iii)	21842	22364
1A(i)	Farm Credit	21644	20004
	Crop Loans (Out of Farm Credit)	13874	14448
1A(ii)	Agriculture Infrastructure	28	262
1A(iii)	Ancillary Activities	170	2098
1B	Micro, Small and Medium Enterprises = 1B(i)+1B(ii)+1B(iii)+1B(iv)+1B(v)	4128	15175
1B(i)	Micro Enterprises (Manufacturing + Service)	4068	11404
1B(ii)	Small Enterprises (Manufacturing + Service)	60	3771
1B(iii)	Medium Enterprises (Manufacturing + Service)	0	0
1B(iv)	Khadi and Village Industries	0	0
1B(v)	Others under MSMEs	0	0
1C	Export Credit	0	0
1D	Education	37	59
1E	Housing	359	7531
1F	Social Infrastructure	0	0
1G	Renewable Energy	0	0
1H	Others	7738	8458
2	Sub total= 1A+1B+1C+1D+1E+1F+1G+1H	34104	48587
3	Loans to weaker Sections under Priority Sector	14701	21984
4	Non-Priority Sector	4569	18379
4A	Agriculture	0	0
4B	Education	1	12
4C	Housing	100	2459
4D	Personal Loans under Non-Priority Sector	1144	5516
4E	Others	3324	10397
5	Sub-total = 4A+4B+4C+4D+4E	4569	18379
	Total=2+5	38673	66966

Sd/- 
Lead District Manager
Name: Rajesh Hoswani
Seal

Sd/- 
District Collector
Name: H. C. Alirajpur (M.D.)

Date: 20/04/24



APPROVED ANNUAL CREDIT PLAN FOR FY 2024-25
DISTRICT : ANUPPUR

Number in Actual & Amount in Lakh

Sr. No	Categories	Total Credit Plan	
		Number	Amount
1	Priority Sector	38262	55907
1A	Agriculture = 1A(i)+1A(ii)+1A(iii)	25131	26504
1A(i)	Farm Credit	24611	24131
	Crop Loans (Out of Farm Credit)	9603	13056
1A(ii)	Agriculture Infrastructure	126	716
1A(iii)	Ancillary Activities	394	1657
1B	Micro, Small and Medium Enterprises = 1B(i)+1B(ii)+1B(iii)+1B(iv)+1B(v)	6367	24236
1B(i)	Micro Enterprises (Manufacturing + Service)	6008	14976
1B(ii)	Small Enterprises (Manufacturing + Service)	168	5825
1B(iii)	Medium Enterprises (Manufacturing + Service)	28	3181
1B(iv)	Khadi and Village Industries	150	162
1B(v)	Others under MSMEs	13	92
1C	Export Credit	0	0
1D	Education	72	111
1E	Housing	173	692
1F	Social Infrastructure	0	0
1G	Renewable Energy	0	0
1H	Others	6519	4364
2	Sub total= 1A+1B+1C+1D+1E+1F+1G+1H	38262	55907
3	Loans to weaker Sections under Priority Sector	9332	15164
4	Non-Priority Sector	10763	28980
4A	Agriculture	24	8
4B	Education	4	41
4C	Housing	52	944
4D	Personal Loans under Non-Priority Sector	2051	9828
4E	Others	8632	18159
5	Sub-total = 4A+4B+4C+4D+4E	10763	28980
	Total=2+5	49025	84887

Sd/-  
Lead District Manager
Name :
Seal

Sd/-
District Collector
Name :

Date:

LBS-MIS-1

Statement showing Targets of Annual Credit Plans (ACP) for the FY 2024-25

No. in actuals, Amount in lakhs

Name of the District: ASHOKNAGAR

Sr. No.	Categories	Yearly Targets under ACP 2024-25	
		Number	Amount
1	PRIORITY SECTOR	157416	232935.00
1A	Agriculture=1A(i)+1A(ii)+1A(iii)	136917	184590
1A(i)	Farm Credit	136000	170000.00
	Crop Loans (out of Farm Credit)	96948	121185.00
1A(ii)	Agriculture Infrastructure	103	2590.00
1A(iii)	Ancillary Activities	814	12000.00
1B	Micro, Small and Medium Enterprises=1B(i)+1B(ii)+1B(iii)+1B(iv)+1B(v)	12539	37752
1B(i)	Micro Enterprises (Manufacturing+Service)	12342	24665.00
1B(ii)	Small Enterprises (Manufacturing+Service)	144	11600.00
1B(iii)	Medium Enterprises (Manufacturing+Service)	7	1331.00
1B(iv)	Khadi & Village Industries	42	141.00
1B(v)	Others under MSMEs	4	15.00
1C	Export Credit	0	0.00
1D	Education	162	400.00
1E	Housing	462	4612.00
1F	Social Infrastructure	100	1000.00
1G	Renewable Energy	64	100.00
1H	Others	7172	4481.00
2	Sub Total=1A+1B+1C+1D+1E+1F+1G+1H	157416	232935
3	Loans to Weaker Sections under Priority Sector	39354	58234.00
4	NON-PRIORITY SECTOR	4615	34439.00
4A	Agriculture	0	0.00
4C	Education	24	280.00
4D	Housing	140	3500.00
4E	Personal Loans under Non-Priority Sector	1297	5291.00
4F	Others	3154	25368.00
5	Sub-total=4A+4B+4C+4D+4E+4F	4615	34439
	TOTAL=2+5	162031	267374

Lead District Manager
 Name: Harish Kumar
 Seal
 Date: 12/02/2024



Shri Subhash
 District collector
 Name: Shri Subhash Kumar Diwedi
 District Ashok nagar

APPROVED ANNUAL CREDIT PLAN FOR FY 2024-25
DISTRICT : BALAGHAT

Number In Actual & Amount in Lakh

Sr. No	Categories	Total Credit Plan	
		Number	Amount
1	Priority Sector	112842	244143
1A	Agriculture = 1A(i)+1A(ii)+1A(iii)	89603	121865
1A(i)	Farm Credit	88147	90088
	Crop Loans (Out of Farm Credit)	46228	59476
1A(ii)	Agriculture Infrastructure	29	833
1A(iii)	Ancillary Activities	1427	30944
1B	Micro, Small and Medium Enterprises = 1B(i)+1B(ii)+1B(iii)+1B(iv)+1B(v)	11609	108057
1B(i)	Micro Enterprises (Manufacturing + Service)	11000	66893
1B(ii)	Small Enterprises (Manufacturing + Service)	523	36020
1B(iii)	Medium Enterprises (Manufacturing + Service)	21	3628
1B(iv)	Khadi and Village Industries	43	134
1B(v)	Others under MSMEs	22	1382
1C	Export Credit	0	0
1D	Education	253	365
1E	Housing	706	4457
1F	Social Infrastructure	408	483
1G	Renewable Energy	0	0
1H	Others	10263	8916
2	Sub total= 1A+1B+1C+1D+1E+1F+1G+1H	112842	244143
3	Loans to weaker Sections under Priority Sector	59888	55015
4	Non-Priority Sector	17507	60861
4A	Agriculture	44	31
4B	Education	14	251
4C	Housing	293	5918
4D	Personal Loans under Non-Priority Sector	3357	17814
4E	Others	13789	36847
5	Sub-total = 4A+4B+4C+4D+4E	17507	60861
	Total=2+5	130349	305004

Sd/-

Lead District Manager

Name : Sanjeev Kumar

Seal

Sd/-

COLLECTOR

District Collector

Name : BALAGHAT

Date:



LBS-MIS-I
Statement showing Targets of Annual Credit Plans (ACP) for the FY 2024-25
REVISED // संशोधित

No. in actuals. Amount in lakhs

Name of the District: **BARWANI**

Sr. No.	Categories	Yearly Targets under ACP 2024-25	
		Number	Amount
1	PRIORITY SECTOR	124701	317441
1A	Agriculture=1A(i)+1A(ii)+1A(iii)	89576	196630.00
1A(i)	Farm Credit	87856	138300.00
	Crop Loans (out of Farm Credit)	73244	100220.00
1A(ii)	Agriculture Infrastructure	120	5265.00
1A(iii)	Ancillary Activities	1600	53065.00
1B	Micro, Small and Medium Enterprises=1B(i)+1B(ii)+1B(iii)+1B(iv)+1B(v)	31290	100204
1C	Export Credit	4	384.00
1D	Education	150	750.00
1E	Housing	500	8120.00
1F	Social Infrastructure	24	250.00
1G	Renewable Energy	94	140.00
1H	Others	1000	10963.00
2	Sub Total=1A+1B+1C+1D+1E+1F+1G+1H	122638	317441
3	Loans to Weaker Sections under Priority Sector	52000	45034.00
4	NON-PRIORITY SECTOR	2205	54953.00
4A	Agriculture	4	15.00
4B	Education	6	135.00
4C	Housing	174	6150.00
4D	Personal Loans under Non-Priority Sector	1618	8003.00
4E	Others	2500	40650.00
5	Sub-total=4A+4B+4C+4D+4E+4F	4302	54953
	TOTAL=2+5	126940	372394

Lead District Manager

Name: Sandeep Kumar Agrawal

Seal

Date: 20.04.2024



Dr. Rahul Haridas Fating (I.A.S.)

District Collector

Seal

Distt. Barwani (M.P.)

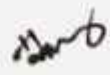
APPROVED ANNUAL CREDIT PLAN FOR FY 2024-25
DISTRICT : BETUL

Sr. No	Categories	Number in Actual & Amount in Lakh	
		Total Credit Plan	
		Number	Amount
1	Priority Sector	263305	377457
1A	Agriculture = 1A(i)+1A(ii)+1A(iii)	234222	234411
1A(i)	Farm Credit	229457	222486
	Crop Loans (Out of Farm Credit)	128757	150629
1A(ii)	Agriculture Infrastructure	1992	3150
1A(iii)	Ancillary Activities	2773	8725
1B	Micro, Small and Medium Enterprises = 1B(i)+1B(ii)+1B(iii)+1B(iv)+1B(v)	15431	131189
1B(i)	Micro Enterprises (Manufacturing + Service)	14250	60627
1B(ii)	Small Enterprises (Manufacturing + Service)	725	43271
1B(iii)	Medium Enterprises (Manufacturing + Service)	157	23690
1B(iv)	Khadi and Village Industries	295	2473
1B(v)	Others under MSMEs	4	1128
1C	Export Credit	0	0
1D	Education	539	714
1E	Housing	696	3944
1F	Social Infrastructure	148	136
1G	Renewable Energy	0	0
1H	Others	1269	7053
2	Sub total= 1A+1B+1C+1D+1E+1F+1G+1H	263305	377457
3	Loans to weaker Sections under Priority Sector	138932	97084
4	Non-Priority Sector	34359	110061
4A	Agriculture	56	77
4B	Education	17	429
4C	Housing	258	6807
4D	Personal Loans under Non-Priority Sector	4274	18185
4E	Others	29754	84563
5	Sub-total = 4A+4B+4C+4D+4E	34359	110061
	Total=2+5	297664	487518

Sd/- 
Lead District Manager
Name : Ashutosh Kumar Singh
Seal

अग्रणी जिला प्रबंधक
बैतूल

Date: 20-02-2024

Sd/- 
District Collector
Name : कलेक्टर
जिला बैतूल (मोप्रो)



APPROVED ANNUAL CREDIT PLAN FOR FY 2024-25
DISTRICT : BHIND

Number in Actual & Amount in Lakh

Sr. No	Categories	Total Credit Plan	
		Number	Amount
1	Priority Sector	69462	138347
1A	Agriculture = 1A(i)+1A(ii)+1A(iii)	56990	78546
1A(i)	Farm Credit	56090	73036
	Crop Loans (Out of Farm Credit)	33594	48829
1A(ii)	Agriculture Infrastructure	251	415
1A(iii)	Ancillary Activities	649	5095
1B	Micro, Small and Medium Enterprises = 1B(i)+1B(ii)+1B(iii)+1B(iv)+1B(v)	11138	56071
1B(i)	Micro Enterprises (Manufacturing + Service)	10764	32130
1B(ii)	Small Enterprises (Manufacturing + Service)	262	16893
1B(iii)	Medium Enterprises (Manufacturing + Service)	50	5840
1B(iv)	Khadi and Village Industries	54	42
1B(v)	Others under MSMEs	8	1166
1C	Export Credit	0	0
1D	Education	196	291
1E	Housing	306	1344
1F	Social Infrastructure	4	23
1G	Renewable Energy	0	0
1H	Others	828	2072
2	Sub total= 1A+1B+1C+1D+1E+1F+1G+1H	69462	138347
3	Loans to weaker Sections under Priority Sector	22650	32703
4	Non-Priority Sector	14921	46126
4A	Agriculture	35	29
4B	Education	1	17
4C	Housing	70	1620
4D	Personal Loans under Non-Priority Sector	2265	7627
4E	Others	12550	36833
5	Sub-total = 4A+4B+4C+4D+4E	14921	46126
	Total=2+5	84383	184473

Sd/- 
Lead District Manager
Name : 
Seal



Sd/- 
District Collector
Name : 
कलेक्टर
जिला भिन्ड

Date:

LBS-MIS-1

Statement showing Targets of Annual Credit Plans (ACP) for the FY 2024-25

No. in actuals. Amount in lakhs

Name of the District: BHOPAL

Sr. No.	Categories	Yearly Targets under ACP 2024-25	
		Number	Amount
1	PRIORITY SECTOR	282617	2003449.00
1A	Agriculture=1A(i)+1A(ii)+1A(iii)	115285	430890
1A(i)	Farm Credit	110900	310522.00
	Crop Loans (out of Farm Credit)	51032	142888.00
1A(ii)	Agriculture Infrastructure	400	10800.00
1A(iii)	Ancillary Activities	3985	109568.00
1B	Micro, Small and Medium Enterprises=1B(i)+1B(ii)+1B(iii)+1B(iv)+1B(v)	94468	1389329
1B(i)	Micro Enterprises (Manufacturing+Service)	88402	538382.00
1B(ii)	Small Enterprises (Manufacturing+Service)	3970	472533.00
1B(iii)	Medium Enterprises (Manufacturing+Service)	1716	371114.00
1B(iv)	Khadi & Village Industries	180	400.00
1B(v)	Others under MSMEs	200	6900.00
1C	Export Credit	44	16900.00
1D	Education	6250	6750.00
1E	Housing	24500	120000.00
1F	Social Infrastructure	520	6200.00
1G	Renewable Energy	500	800.00
1H	Others	41050	26820.00
2	Sub Total=1A+1B+1C+1D+1E+1F+1G+1H	282617	1997689
3	Loans to Weaker Sections under Priority Sector	42392	300518.00
4	NON-PRIORITY SECTOR	223405	1652763.00
4A	Agriculture	644	290389.00
4B	Education	750	9500.00
4C	Housing	6950	182925.00
4D	Personal Loans under Non-Priority Sector	22560	90000.00
4E	Others	192501	1341300.00
5	Sub-total=4A+4B+4C+4D+4E+4F	223405	1914114
	TOTAL=2+5	506022	3911803

Lead District Manager

Name: Jyoti Mishra

Seal

Date: 12.04.2024

District collector

Name

COLLECTOR

Bhopal



LBS-MIS-I


Statement showing Targets of Annual Credit Plans (ACP) for the FY 2024-25

No. in actuals. Amount in lakhs

Name of the District: BURHANPUR

Sr. No.	Categories	Yearly Targets under ACP 2024-25	
		Number	Amount
1	PRIORITY SECTOR	89956	230845.00
1A	Agriculture=1A(i)+1A(ii)+1A(iii)	71369	135430
1A(i)	Farm Credit	70768	130921.00
	Crop Loans (out of Farm Credit)	53904	97027.00
1A(ii)	Agriculture Infrastructure	5	336.00
1A(iii)	Ancillary Activities	596	4173.00
1B	Micro, Small and Medium Enterprises=1B(i)+1B(ii)+1B(iii)+1B(iv)+1B(v)	15682	84382
1B(i)	Micro Enterprises (Manufacturing+Service advances upto Rs. 5 crores)	14354	37373.00
1B(ii)	Small Enterprises (Manufacturing+Service advances upto Rs. 5 crores)	352	28206.00
1B(iii)	Medium Enterprises (Manufacturing+Service advances upto Rs. 10 crores)	40	7871.00
1B(iv)	Khadi & Village Industries	38	148.00
1B(v)	Others under MSMEs	898	10784.00
1C	Export Credit	0	0.00
1D	Education	200	498.00
1E	Housing	600	2995.00
1F	Social Infrastructure	4	10.00
1G	Renewable Energy	15	38.00
1H	Others	2086	7492.00
2	Sub Total=1A+1B+1C+1D+1E+1F+1G+1H	89956	230845
3	Loans to Weaker Sections under Priority Sector	20689	54228.00
4	NON-PRIORITY SECTOR	4730	35242.00
4A	Agriculture	12	20.00
4B	Education	6	89.00
4C	Housing	150	2694.00
4D	Personal Loans under Non-Priority Sector	1112	4539.00
4E	Others	3450	27900.00
5	Sub-total=4A+4B+4C+4D+4E+4F	4730	35242
	TOTAL=2+5	94686	266087

sd/- 
Lead District Manager
Name: Mahaveer Singh Rai
Seal
Date: 12.04.24

Sd- 
District collector
Name:

LBS-MIS-I

Statement showing Targets of Annual Credit Plans (ACP) for the FY 2024-25

No. in actuals. Amount in lakhs

Name of the District: CHHATARPUR

Sr. No.	Categories	Yearly Targets under ACP 2024-25	
		Number	Amount
1	PRIORITY SECTOR	136114	282079.00
1A	Agriculture=1A(i)+1A(ii)+1A(iii)	121971	180029
1A(i)	Farm Credit	118482	148102.00
	Crop Loans (out of Farm Credit)	97656	117191.00
		64	4850.00
1A(ii)	Agriculture Infrastructure	3425	27077.00
1A(iii)	Ancillary Activities		
1B	Micro, Small and Medium Enterprises=1B(i)+1B(ii)+1B(iii)+1B(iv)+1B(v)	11329	85979
1B(i)	Micro Enterprises (Manufacturing+Service advances upto Rs. 5 crores)	10850	59000.00
1B(ii)	Small Enterprises (Manufacturing+Service advances upto Rs. 5 crores)	247	19833.00
1B(iii)	Medium Enterprises (Manufacturing+Service advances upto Rs. 10 crores)	36	6413.00
1B(iv)	Khadi & Village Industries	192	650.00
1B(v)	Others under MSMEs	4	83.00
1C	Export Credit	0	0.00
1D	Education	264	410.00
1E	Housing	1604	7711.00
1F	Social Infrastructure	16	3644.00
1G	Renewable Energy	88	92.00
1H	Others	842	4214.00
2	Sub Total=1A+1B+1C+1D+1E+1F+1G+1H	136114	282079
3	Loans to Weaker Sections under Priority Sector	42195	81802.00
4	NON-PRIORITY SECTOR	8383	57963.00
4A	Agriculture	5	301.00
4B	Education	6	94.00
4C	Housing	252	4534.00
4D	Personal Loans under Non-Priority Sector	2560	9576.00
4E	Others	5560	43458.00
4F	Others	8383	57963
5	Sub-total=4A+4B+4C+4D+4E+4F	8383	57963
	TOTAL=2+5	144497	340042

sd/

Lead District Manager

Name:

Seal

Date:

16/02/24



Sd-

District collector

Name:

APPROVED ANNUAL CREDIT PLAN FOR FY 2023-24
DISTRICT : CHHINDWARA

Number in Actual & Amount in Lakh

Sr. No	Categories	Total Credit Plan	
		Number	Amount
1	Priority Sector	338402	602462
1A	Agriculture = 1A(i)+1A(ii)+1A(iii)	287725	378329
1A(i)	Farm Credit	286885	357940
	Crop Loans (Out of Farm Credit)	156404	208443
1A(ii)	Agriculture Infrastructure	211	5992
1A(iii)	Ancillary Activities	629	14397
1B	Micro, Small and Medium Enterprises = 1B(i)+1B(ii)+1B(iii)+1B(iv)+1B(v)	20100	194851
1B(i)	Micro Enterprises (Manufacturing + Service)	19007	97960
1B(ii)	Small Enterprises (Manufacturing + Service)	861	69282
1B(iii)	Medium Enterprises (Manufacturing + Service)	152	27261
1B(iv)	Khadi and Village Industries	75	254
1B(v)	Others under MSMEs	5	94
1C	Export Credit	0	0
1D	Education	577	906
1E	Housing	2291	11011
1F	Social Infrastructure	413	310
1G	Renewable Energy	0	0
1H	Others	27296	17055
2	Sub total= 1A+1B+1C+1D+1E+1F+1G+1H	338402	602462
3	Loans to weaker Sections under Priority Sector	74448	132542
4	Non-Priority Sector	16370	116944
4A	Agriculture	3	207
4B	Education	14	206
4C	Housing	598	10752
4D	Personal Loans under Non-Priority Sector	5285	21564
4E	Others	10470	84215
5	Sub-total = 4A+4B+4C+4D+4E	16370	116944
	Total=2+5	354772	719406



Sd/
Lead District Manager
Name: HUKUM CHANDRA
Seal

Sd/
District Collector
Name: CHHINDWARA

Date: 08/5/2023

LBS-MIS-1

Statement showing Targets of Annual Credit Plans (ACP) for the FY 2024-25

No. in actuals. Amount in lakhs

Name of the District: DAMOH

Sr. No.	Categories	Yearly Targets under ACP 2024-25	
		Number	Amount
1	PRIORITY SECTOR	131767	173830.00
1A	Agriculture=1A(i)+1A(ii)+1A(iii)	117594	118571
1A(i)	Farm Credit	116406	110585.00
	Crop Loans (out of Farm Credit)	94086	89382.00
1A(ii)	Agriculture Infrastructure	36	844.00
1A(iii)	Ancillary Activities	1152	7142.00
1B	Micro, Small and Medium Enterprises=1B(i)+1B(ii)+1B(iii)+1B(iv)+1B(v)	9590	50402
1B(i)	Micro Enterprises (Manufacturing+Service advances upto Rs. 5 crores)	9212	35314.00
1B(ii)	Small Enterprises (Manufacturing+Service advances upto Rs. 5 crores)	252	12728.00
1B(iii)	Medium Enterprises (Manufacturing+Service advances upto Rs. 10 crores)	24	1978.00
1B(iv)	Khadi & Village Industries	90	205.00
1B(v)	Others under MSMEs	12	177.00
1C	Export Credit	0	0.00
1D	Education	145	240.00
1E	Housing	670	2708.00
1F	Social Infrastructure	4	3.00
1G	Renewable Energy	0	0.00
1H	Others	3764	1906.00
2	Sub Total=1A+1B+1C+1D+1E+1F+1G+1H	131767	173830
3	Loans to Weaker Sections under Priority Sector	72472	95606.00
4	NON-PRIORITY SECTOR	14896	56239.00
4A	Agriculture	30	27.00
4B	Education	2	30.00
4C	Housing	352	4416.00
4D	Personal Loans under Non-Priority Sector	2022	8314.00
4E	Others	12490	43452.00
5	Sub-total=4A+4B+4C+4D+4E+4F	14896	56239
	TOTAL=2+5	146663	230069



sd/-
Lead District Manager
Name: Narendra Soni
Date :- 17.02.2024

Sd
District Collector
Name:- Mayank Agrawal
Date-17.02.2024

**कलेक्टर
दमोह**

LBS-MIS-I
Statement showing Targets of Annual Credit Plans (ACP) for the FY 2024-25

Name of the District: DATIA

No. in actuals. Amount in lakhs

Sr. No.	Categories	Yearly Targets under ACP 2024-25	
		Number	Amount
1	PRIORITY SECTOR		
1A	Agriculture=1A(i)+1A(ii)+1A(iii)	73203	127859.00
1A(i)	Farm Credit	62186	100528
	Crop Loans (out of Farm Credit)	60112	90155.00
1A(ii)	Agriculture Infrastructure	41338	62052.00
1A(iii)	Ancillary Activities	947	4739.00
1B	Micro, Small and Medium Enterprises=1B(i)+1B(ii)+1B(iii)+1B(iv)+1B(v)	1127	5634.00
1B(i)	Micro Enterprises (Manufacturing+Service advances upto Rs. 5 crores)	9790	22656
1B(ii)	Small Enterprises (Manufacturing+Service advances upto Rs. 5 crores)	8751	18656.00
1B(iii)	Medium Enterprises (Manufacturing+Service advances upto Rs. 10 crores)	870	3000.00
1B(iv)	Khadi & Village Industries	4	458.00
1B(v)	Others under MSMEs	25	202.00
1C	Export Credit	140	340.00
1D	Education	11	72.00
1E	Housing	229	687.00
1F	Social Infrastructure	567	2835.00
1G	Renewable Energy	350	1022.00
1H	Others	70	59.00
2	Sub Total=1A+1B+1C+1D+1E+1F+1G+1H	0	0.00
3	Loans to Weaker Sections under Priority Sector	73203	127859
4	NON-PRIORITY SECTOR	14642	25576.00
4A	Agriculture	3496	29192.00
4B	Micro, Small and Medium Enterprises=4B(i)+4B(ii)+4B(iii)	25	258.00
4B(i)	Micro Enterprises (Service) advances above Rs. 5 crores)	0	0.00
4B(ii)	Small Enterprises (Service) advances above Rs. 5 crores)	0	0.00
4B(iii)	Medium Enterprises (Service) advances above Rs. 10 crores)	0	0.00
4C	Education	20	298.00
4D	Housing	40	1000.00
4E	Personal Loans under Non-Priority Sector	1256	12560.00
4F	Others	2155	15076.00
5	Sub-total=4A+4B+4C+4D+4E+4F	3496	29192
	TOTAL=2+5	76699	157051



मुख्य अग्रणी जिला प्रबन्धक
Chief Lead District Manager
अग्रणी बैंक कार्यालय, दतिया (म.प्र.)
Lead Bank Office, DATIA (M.P.)



कलेक्टर
जिला दतिया (म.प्र.)

LBS-MIS-I
Statement showing Targets of Annual Credit Plans (ACP) for the FY 2024-25

No. in actuals. Amount in lakhs

Name of the District: DEWAS

Sr. No.	Categories	Yearly Targets under ACP 2024-25	
		Number	Amount
		275403	738275.00
1	PRIORITY SECTOR		
1A	Agriculture=1A(i)+1A(ii)+1A(iii)	219704	510399
1A(i)	Farm Credit	217422	456588.00
	Crop Loans (out of Farm Credit)	153674	322714.00
1A(ii)	Agriculture Infrastructure	74	1978.00
1A(iii)	Ancillary Activities	2208	51833.00
1B	Micro, Small and Medium Enterprises=1B(i)+1B(ii)+1B(iii)+1B(iv)+1B(v)	34632	198475
1B(i)	Micro Enterprises (Manufacturing+Service)	33547	101524.00
1B(ii)	Small Enterprises (Manufacturing+Service)	726	71673.00
1B(iii)	Medium Enterprises (Manufacturing+Service)	67	24258.00
1B(iv)	Khadi & Village Industries	42	380.00
1B(v)	Others under MSMEs	250	640.00
1C	Export Credit	44	3216.00
1D	Education	446	1068.00
1E	Housing	2904	13450.00
1F	Social Infrastructure	18	90.00
1G	Renewable Energy	375	450.00
1H	Others	17280	11127.00
2	Sub Total=1A+1B+1C+1D+1E+1F+1G+1H	275403	738275
3	Loans to Weaker Sections under Priority Sector	80978	215402.00
4	NON-PRIORITY SECTOR	43868	127982.00
4A	Agriculture	30	178.00
4b	Education	46	788.00
4c	Housing	1268	18229.00
4d	Personal Loans under Non-Priority Sector	5636	19082.00
4e	Others	36888	89705.00
5	Sub-total=4A+4B+4C+4D+4E+4F	43868	127982
	TOTAL=2+5	319271	866257

sd/-
Lead District Manager
Name: AHSAN AHMAD
Seal
Date: 25.04.2024



sd/-
District collector
Name: RISHAV GUPTA
जिला विकास (म.प्र.)

LBS-MIS-I

Statement showing Targets of Annual Credit Plans (ACP) for the FY 2024-25

No. in actuals. Amount in lakhs

Name of the District:DHAR

Sr. No.	Categories	Yearly Targets under ACP 2024-25	
		Number	Amount
1	PRIORITY SECTOR	296226	815538.00
1A	Agriculture=1A(i)+1A(ii)+1A(iii)	236158	521293
1A(i)	Farm Credit	233656	490678.00
	Crop Loans (out of Farm Credit)	148720	340288.00
1A(ii)	Agriculture Infrastructure	350	2688.00
1A(iii)	Ancillary Activities	2152	27927.00
1B	Micro, Small and Medium Enterprises=1B(i)+1B(ii)+1B(iii)+1B(iv)+1B(v)	32426	225840
1B(i)	Micro Enterprises (Manufacturing+Service advances upto Rs. 5 crores)	31408	118692.00
1B(ii)	Small Enterprises (Manufacturing+Service advances upto Rs. 5 crores)	868	75146.00
1B(iii)	Medium Enterprises (Manufacturing+Service advances upto Rs. 10 crores)	120	31622.00
1B(iv)	Khadi & Village Industries	24	258.00
1B(v)	Others under MSMEs	6	122.00
1C	Export Credit	0	0.00
1D	Education	728	1042.00
1E	Housing	2894	16730.00
1F	Social Infrastructure	1252	174.00
1G	Renewable Energy	40	100.00
1H	Others	22718	18663.00
2	Sub Total=1A+1B+1C+1D+1E+1F+1G+1H	296216	783842
3	Loans to Weaker Sections under Priority Sector	133302	226815.00
4	NON-PRIORITY SECTOR	67286	183424.00
4A	Agriculture	200	2915.00
4B	Education	28	300.00
4C	Housing	1310	17311.00
4D	Personal Loans under Non-Priority Sector	5910	18990.00
4E	Others	59838	143908.00
5	Sub-total=4A+4B+4C+4D+4E+4F	67286	183424
	TOTAL=2+5	363502	967266

sd/-
Lead District Manager

Name: *Sanjay Soni*

Seal

Date:



Sd-


District collector
Name:

Mam
को. प्र.
जिला ... (प. प्र.)

APPROVED ANNUAL CREDIT PLAN FOR FY 2024-25
DISTRICT : DINDORI

Number in Actual & Amount in Lakh

Sr. No	Categories	Total Credit Plan	
		Number	Amount
1	Priority Sector	39161	49418
1A	Agriculture = 1A(i)+1A(ii)+1A(iii)	26703	30453
1A(i)	Farm Credit	26426	29459
	Crop Loans (Out of Farm Credit)	15802	19782
1A(ii)	Agriculture Infrastructure	6	345
1A(iii)	Ancillary Activities	271	649
1B	Micro, Small and Medium Enterprises = 1B(i)+1B(ii)+1B(iii)+1B(iv)+1B(v)	5087	13684
1B(i)	Micro Enterprises (Manufacturing + Service)	4994	12217
1B(ii)	Small Enterprises (Manufacturing + Service)	81	1449
1B(iii)	Medium Enterprises (Manufacturing + Service)	0	0
1B(iv)	Khadi and Village Industries	9	14
1B(v)	Others under MSMEs	3	4
1C	Export Credit	0	0
1D	Education	15	13
1E	Housing	131	557
1F	Social Infrastructure	103	338
1G	Renewable Energy	0	0
1H	Others	7122	4373
2	Sub total= 1A+1B+1C+1D+1E+1F+1G+1H	39161	49418
3	Loans to weaker Sections under Priority Sector	16271	22133
4	Non-Priority Sector	6865	17982
4A	Agriculture	15	32
4B	Education	0	0
4C	Housing	18	366
4D	Personal Loans under Non-Priority Sector	1656	7916
4E	Others	5176	9668
5	Sub-total = 4A+4B+4C+4D+4E	6865	17982
	Total=2+5	46026	67400

Sd/- 
Lead District Manager
Name : Ravi Shankar
Seal

Date: 17.02.2024



Sd/- 
District Collector
Name : Vikas Mishra

Collector
Distt. Dindori (M.P.)

LBS-MIS-I

Statement showing Targets of Annual Credit Plans (ACP) for the FY 2024-25

No. in actuals. Amount in lakhs

Name of the District:GUNA

Sr. No.	Categories	Yearly Targets under ACP 2024-25	
		Number	Amount
1	PRIORITY SECTOR	139466	358873.00
1A	Agriculture=1A(i)+1A(ii)+1A(iii)	110686	241306
1A(i)	Farm Credit	109256	229440.00
	Crop Loans (out of Farm Credit)	65604	137769.00
1A(ii)	Agriculture Infrastructure	18	1274.00
1A(iii)	Ancillary Activities	1412	10592.00
1B	Micro, Small and Medium Enterprises=1B(i)+1B(ii)+1B(iii)+1B(iv)+1B(v)	26154	105400
1B(i)	Micro Enterprises (Manufacturing+Service)	25608	64020.00
1B(ii)	Small Enterprises (Manufacturing+Service)	438	35254.00
1B(iii)	Medium Enterprises (Manufacturing+Service)	31	5524.00
1B(iv)	Khadi & Village Industries	57	193.00
1B(v)	Others under MSMEs	20	409.00
1C	Export Credit	0	0.00
1D	Education	280	700.00
1E	Housing	1268	8880.00
1F	Social Infrastructure	218	1200.00
1G	Renewable Energy	660	1000.00
1H	Others	200	387.00
2	Sub Total=1A+1B+1C+1D+1E+1F+1G+1H	139466	358873
3	Loans to Weaker Sections under Priority Sector	34866	89718.00
4	NON-PRIORITY SECTOR	8704	63974.00
4A	Agriculture	4	215.00
4B	Education	4	64.00
4C	Housing	222	3999.00
4D	Personal Loans under Non-Priority Sector	2156	8796.00
4E	Others	6318	50900.00
5	Sub-total=4A+4B+4C+4D+4E+4F	8704	63974
	TOTAL=2+5	148170	422847

sd/-

Lead District Manager
Name: Praveen Gujare
Seal
Date: 16-02-2024



Sd-
District Collector
Guna

APPROVED ANNUAL CREDIT PLAN FOR FY 2024-25
DISTRICT : GWALIOR

Sr. No	Categories	Number in Actual & Amount in Lakh	
		Total Credit Plan	
		Number	Amount
1	Priority Sector	197178	1030170
1A	Agriculture = 1A(i)+1A(ii)+1A(iii)	112067	246799
1A(i)	Farm Credit	109353	141834
	Crop Loans (Out of Farm Credit)	36093	63379
1A(ii)	Agriculture Infrastructure	930	4469
1A(iii)	Ancillary Activities	1784	100496
1B	Micro, Small and Medium Enterprises = 1B(i)+1B(ii)+1B(iii)+1B(iv)+1B(v)	52710	737833
1B(i)	Micro Enterprises (Manufacturing + Service)	48445	292219
1B(ii)	Small Enterprises (Manufacturing + Service)	3199	294130
1B(iii)	Medium Enterprises (Manufacturing + Service)	846	133650
1B(iv)	Khadi and Village Industries	196	14783
1B(v)	Others under MSMEs	24	3051
1C	Export Credit	0	0
1D	Education	2663	3438
1E	Housing	4826	25250
1F	Social Infrastructure	2	14
1G	Renewable Energy	0	0
1H	Others	24910	16836
2	Sub total= 1A+1B+1C+1D+1E+1F+1G+1H	197178	1030170
3	Loans to weaker Sections under Priority Sector	67226	114929
4	Non-Priority Sector	113661	392360
4A	Agriculture	160	2012
4B	Education	214	2063
4C	Housing	1753	32349
4D	Personal Loans under Non-Priority Sector	12075	52905
4E	Others	99459	303031
5	Sub-total = 4A+4B+4C+4D+4E	113661	392360
	Total=2+5	310839	1422530

[Signature]

Sd/-
Lead District Manager
Name: *Brajesh Singh*
Seal

[Signature]
Sd/-
District Collector
Name: कलेक्टर,
जिला ग्वालियर (म.प्र.)

Date:



LBS-MIS-I

Statement showing Targets of Annual Credit Plans (ACP) for the FY 2024-25



No. in actuals, Amount in lakhs

Name of the District: HARDA

Sr. No.	Categories	Yearly Targets under ACP 2024-25	
		Number	Amount
1	PRIORITY SECTOR	117956	314403.00
1A	Agriculture=1A(i)+1A(ii)+1A(iii)	89086	257904
1A(i)	Farm Credit	85002	212503.00
	Crop Loans (out of Farm Credit)	63070	157674.00
1A(ii)	Agriculture Infrastructure	200	15101.00
1A(iii)	Ancillary Activities	3884	30300.00
1B	Micro, Small and Medium Enterprises=1B(i)+1B(ii)+1B(iii)+1B(iv)+1B(v)	12168	44928
1B(i)	Micro Enterprises (Manufacturing+Service)	11860	29649.00
1B(ii)	Small Enterprises (Manufacturing+Service)	168	13527.00
1B(iii)	Medium Enterprises (Manufacturing+Service)	6	1064.00
1B(iv)	Khadi & Village Industries	120	407.00
1B(v)	Others under MSMEs	14	281.00
1C	Export Credit	0	0.00
1D	Education	380	1000.00
1E	Housing	1045	7949.00
1F	Social Infrastructure	80	600.00
1G	Renewable Energy	332	500.00
1H	Others	14865	1522.00
2	Sub Total=1A+1B+1C+1D+1E+1F+1G+1H	117956	314403
3	Loans to Weaker Sections under Priority Sector	24770	69168.00
4	NON-PRIORITY SECTOR	3985	31172.00
4A	Agriculture	6	389.00
4B	Education	5	70.00
4C	Housing	111	1989.00
4D	Personal Loans under Non-Priority Sector	913	3724.00
4E	Others	2950	25000.00
5	Sub-total=4A+4B+4C+4D+4E	3985	31172
	TOTAL=2+5	121941	345575

sd/- 

Lead District Manager
 Name: Manish Kumar Jaiswal
 Seal
 Date: 21.02.2024

Sd- 
 District collector -Harda (MP)
 Name: Mr. Aditya Singh (IAS)


LBS-MIS-1

Statement showing Targets of Annual Credit Plans (ACP) for the FY 2024-25

No. in actuals. Amount in lakhs

Name of the District: **INDORE**

Sr. No.	Categories	Yearly Targets under ACP 2024-25	
		Number	Amount
1	PRIORITY SECTOR		
1A	Agriculture=1A(i)+1A(ii)+1A(iii)	262672	1008723.00
1A(i)	Farm Credit	254060	533525.00
	Crop Loans (out of Farm Credit)	140152	294318.00
1A(ii)	Agriculture Infrastructure	442	29298.00
1A(iii)	Ancillary Activities	8170	445900
1B	Micro, Small and Medium Enterprises=1B(i)+1B(ii)+1B(iii)+1B(iv)+1B(v)	134691	3217563.00
1B(i)	Micro Enterprises (Manufacturing+Service)	121464	1205998.00
1B(ii)	Small Enterprises (Manufacturing+Service)	9984	1193217.00
1B(iii)	Medium Enterprises (Manufacturing+Service)	3117	811923.00
1B(iv)	Khadi & Village Industries	70	1487.00
1B(v)	Others under MSMEs	56	4938.00
1C	Export Credit	16	21645.00
1D	Education	4475	8656.00
1E	Housing	19599	138762.00
1F	Social Infrastructure	368	815.00
1G	Renewable Energy	20	150.00
1H	Others	74835	55298.00
2	Sub Total=1A+1B+1C+1D+1E+1F+1G+1H	496676	4451612.00
3	Loans to Weaker Sections under Priority Sector	74501	315966.00
4	NON-PRIORITY SECTOR		
4A	Agriculture	854	79423.00
4B	Education	1894	23111.00
4C	Housing	16198	370448.00
4D	Personal Loans under Non-Priority Sector	41448	177984.00
4E	Others	343252	2500000.00
5	Sub-total=4A+4B+4C+4D+4E+4F	403646	3150966
	TOTAL=2+5	900322	7602578.00

Head District Manager
Name: Sunil Kumar Dhaka

Date: 24/4/2024



District collector
Name: Asheesh Sing

APPROVED ANNUAL CREDIT PLAN FOR FY 2024-25
DISTRICT : JABALPUR

Number in Actual & Amount in Lakh

Sr. No	Categories	Total Credit Plan	
		Number	Amount
1	Priority Sector	467074	1108376
1A	Agriculture = 1A(i)+1A(ii)+1A(iii)	359023	359442
1A(i)	Farm Credit	354237	299988
	Crop Loans (Out of Farm Credit)	63842	119475
1A(ii)	Agriculture Infrastructure	1384	5868
1A(iii)	Ancillary Activities	3402	53586
1B	Micro, Small and Medium Enterprises = 1B(i)+1B(ii)+1B(iii)+1B(iv)+1B(v)	54377	692954
1B(i)	Micro Enterprises (Manufacturing + Service)	50200	317795
1B(ii)	Small Enterprises (Manufacturing + Service)	3232	234105
1B(iii)	Medium Enterprises (Manufacturing + Service)	681	130796
1B(iv)	Khadi and Village Industries	209	9051
1B(v)	Others under MSMEs	55	1207
1C	Export Credit	0	0
1D	Education	1192	2269
1E	Housing	4443	31136
1F	Social Infrastructure	88	462
1G	Renewable Energy	0	0
1H	Others	47951	22113
2	Sub total= 1A+1B+1C+1D+1E+1F+1G+1H	467074	1108376
3	Loans to weaker Sections under Priority Sector	89450	221065
4	Non-Priority Sector	104502	960075
4A	Agriculture	366	6082
4B	Education	166	1733
4C	Housing	2543	44770
4D	Personal Loans under Non-Priority Sector	16201	75042
4E	Others	85226	832448
5	Sub-total = 4A+4B+4C+4D+4E	104502	960075
	Total=2+5	571576	2068451



Vivek Kumar
Lead District Manager
Name: Vivek Kumar
Seal

Date: 16.07.2024

Deepal Kulkarni
Sd/-
District Collector
Name: Deepal Kulkarni

District Collector, Jabalpur
District Jabalpur (M. P.)

Targets of Annual Credit Plans (ACP) for the FY 2024-25

No. in actuals, Amount in lakhs

Name of the District: PANDHURNA

Sr. No.	Categories	Yearly Targets under ACP 2024-25	
		Number	Amount
1	PRIORITY SECTOR	73510	128005.00
1A	Agriculture=1A(i)+1A(ii)+1A(iii)	64628	91510
1A(i)	Farm Credit	63934	79918.00
	Crop Loans (out of Farm Credit)	50544	63180.00
		54	464.00
1A(ii)	Agriculture Infrastructure	640	11128.00
1A(iii)	Ancillary Activities		
1B	Micro, Small and Medium Enterprises=1B(i)+1B(ii)+1B(iii)+1B(iv)+1B(v)	5708	32047
1B(i)	Micro Enterprises (Manufacturing+Service advances upto Rs. 5 crores)	5544	18977.00
1B(ii)	Small Enterprises (Manufacturing+Service advances upto Rs. 5 crores)	106	9414.00
1B(iii)	Medium Enterprises (Manufacturing+Service advances upto Rs. 10 crores)	8	3388.00
1B(iv)	Khadi & Village Industries	48	108.00
1B(v)	Others under MSMEs	2	160.00
1C	Export Credit	0	0.00
1D	Education	212	358.00
1E	Housing	262	1498.00
1F	Social Infrastructure	2	90.00
1G	Renewable Energy	0	0.00
1H	Others	2698	2502.00
2	Sub Total=1A+1B+1C+1D+1E+1F+1G+1H	73510	128005
3	Loans to Weaker Sections under Priority Sector	36755	64002.00
4	NON-PRIORITY SECTOR	8595	17793.00
4A	Agriculture	30	8.00
4B	Education	2	16.00
4C	Housing	145	1080.00
4D	Personal Loans under Non-Priority Sector	1334	4856.00
4E	Others	5084	11833.00
5	Sub-total=4A+4B+4C+4D+4E+4F	6595	17793
	TOTAL=2+5	80105	145798



District Collector

sd/-
District Collector Name :


LBS-MIS-I

Statement showing Targets of Annual Credit Plans (ACP) for the FY 2024-25

No. in actuals. Amount in lakhs

Name of the District: katni

Sr. No.	Categories	Yearly Targets under ACP 2024-25	
		Number	Amount
1	PRIORITY SECTOR	95585	338384.00
1A	Agriculture=1A(i)+1A(ii)+1A(iii)	66110	164901
1A(i)	Farm Credit	64850	80825.00
	Crop Loans (out of Farm Credit)	35868	44836.00
1A(ii)	Agriculture Infrastructure	160	1900.00
1A(iii)	Ancillary Activities	1100	82176.00
1B	Micro, Small and Medium Enterprises=1B(i)+1B(ii)+1B(iii)+1B(iv)+1B(v)	11645	158863
1B(i)	Micro Enterprises (Manufacturing+Service)	10914	94564.00
1B(ii)	Small Enterprises (Manufacturing+Service)	540	39800.00
1B(iii)	Medium Enterprises (Manufacturing+Service)	144	23870.00
1B(iv)	Khadi & Village Industries	28	205.00
1B(v)	Others under MSMEs	19	424.00
1C	Export Credit	0	0.00
1D	Education	294	508.00
1E	Housing	608	4898.00
1F	Social Infrastructure	40	200.00
1G	Renewable Energy	12	15.00
1H	Others	16876	8999.00
2	Sub Total=1A+1B+1C+1D+1E+1F+1G+1H	95585	338384
3	Loans to Weaker Sections under Priority Sector	38234	135353.00
4	NON-PRIORITY SECTOR	30219	105032.00
4A	Agriculture	115	110.00
4C	Education	18	225.00
4D	Housing	636	9583.00
4E	Personal Loans under Non-Priority Sector	3820	13594.00
4F	Others	25630	81520.00
5	Sub-total=4A+4B+4C+4D+4E+4F	30219	105032
	TOTAL=2+5	125804	443416

sd/ 
Lead-District Manager
 Name: **MR. JH RA & KIMDO**
 Seal
 Date: **16/02/2024**



Sd-
 District collect
 Name:

LBS-MIS-I

Statement showing Targets of Annual Credit Plans (ACP) for the FY 2024-25

No. in actuals. Amount in lakhs

Name of the District: KHANDWA

Sl. No.	Categories	Yearly Targets under ACP 2024-25	
		Number	Amount
1	PRIORITY SECTOR	185702	431929.00
1A	Agriculture-1A(i)+1A(ii)+1A(iii)	134833	271755
1A(i)	Farm Credit	129274	224917.00
	Crop Loans (out of Farm Credit)	103816	180641.00
1A(ii)	Agriculture Infrastructure	76	5744.00
1A(iii)	Annexary Activities	5483	41074.00
1B	Micro, Small and Medium Enterprises-1B(i)+1B(ii)+1B(iii)+1B(iv)+1B(v)	41222	139723
1B(i)	Micro Enterprises (Manufacturing+Service advances upto Rs. 5 crores)	40937	102343.00
1B(ii)	Small Enterprises (Manufacturing+Service advances upto Rs. 5 crores)	215	29299.00
1B(iii)	Medium Enterprises (Manufacturing+Service advances upto Rs. 10 crores)	44	7841.00
1B(iv)	Khadi & Village Industries	17	59.00
1B(v)	Others under MSMEs	9	181.00
1C	Export Credit	0	0.00
1D	Education	274	820.00
1E	Housing	1720	8599.00
1F	Social Infrastructure	4	10.00
1G	Renewable Energy	796	1988.00
1H	Others	6853	9034.00
2	Sub Total=1A+1B+1C+1D+1E+1F+1G+1H	185702	431929
3	Loans to Weaker Sections under Priority Sector	44140	103744.00
4	NON-PRIORITY SECTOR	7029	30480.00
4A	Agriculture	1	34.00
4B	Education	7	107.00
4C	Housing	286	5139.00
4D	Personal Loans under Non-Priority Sector	1785	7400.00
4E	Others	4950	17800.00
5	Sub-total=4A+4B+4C+4D+4E+4F	7029	30480
	TOTAL=2+5	192731	462409



अनूप कुमार सिंह
कलेक्टर
जिला - खंडवा म.प्र.

LBS-MIS-I

Statement showing Targets of Annual Credit Plans (ACP) for the FY2024-25

No. in actuals. Amount in lakhs

Name of the District: KHARGON

Sr. No.	Categories	Yearly Targets under ACP 2024-25	
		Number	Amount
1	PRIORITY SECTOR	306054	770024.00
1A	Agriculture=1A(i)+1A(ii)+1A(iii)	269767	605826
1A(i)	Farm Credit	268528	563909.00
	Crop Loans (out of Farm Credit)	210238	441500.00
1A(ii)	Agriculture Infrastructure	35	1018.00
1A(iii)	Ancillary Activities	1204	40899.00
1B	Micro, Small and Medium Enterprises=1B(i)+1B(ii)+1B(iii)+1B(iv)+1B(v)	14370	132830
1B(i)	Micro Enterprises (Manufacturing+Service)	13704	74582.00
1B(ii)	Small Enterprises (Manufacturing+Service)	626	46516.00
1B(iii)	Medium Enterprises (Manufacturing+Service)	34	11690.00
1B(iv)	Khadi & Village Industries	2	2.00
1B(v)	Others under MSMEs	4	40.00
1C	Export Credit	0	0.00
1D	Education	592	774.00
1E	Housing	1845	15122.00
1F	Social Infrastructure	140	160.00
1G	Renewable Energy	10	20.00
1H	Others	19330	15292.00
2	Sub Total=1A+1B+1C+1D+1E+1F+1G+1H	306054	770024
3	Loans to Weaker Sections under Priority Sector	132578	155782.00
4	NON-PRIORITY SECTOR	46602	126131.00
4A	Agriculture	129	1858.00
4C	Education	34	441.00
4D	Housing	844	10302.00
4E	Personal Loans under Non-Priority Sector	5318	16414.00
4F	Others	40277	97116.00
5	Sub-total=4A+4B+4C+4D+4E+4F	46602	126131
	TOTAL=2+5	352656	741680



Lead District Manager

Name: *Singh Solanki*

Seal

Date: *29-04-2024*

Singh
District Collector
Name:

APPROVED ANNUAL CREDIT PLAN 2024-25
DISTRICT-MAIHAR

No. in actuals , Amount in lakh

Sr. No	Sector	Total Credit Plan	
		Number	Amount
1	Priority Sector	55543	135610
1A	Agriculture= 1A(i)+1A(ii)+1A(iii)	40238	60363
1A(i)	Farm Credit	39793	49650
	Crop Loans (out of Farm Credit)	23815	31739
1A(ii)	Agriculture Infrastructure	90	2580
1A(iii)	Ancillary Activities	355	8133
1B	Micro, Small and Medium Enterprises = 1B(i)+1B(ii)+1B(iii)+1B(iv)+1B(v)	6963	67222
1B(i)	Micro Enterprises (Manufacturing + Service)	6626	34154
1B(ii)	Small Enterprises (Manufacturing + Service)	257	20737
1B(iii)	Medium Enterprises (Manufacturing + Service)	68	12265
1B(iv)	Khadi and Village Industries	11	40
1B(v)	Others under MSMEs	1	26
1C	Export Credit	0	0
1D	Education	147	231
1E	Housing	606	2914
1F	Social Infrastructure	497	373
1G	Renewable Energy	335	287
1H	Others	6749	4217
2	Sub total= 1A+1B+1C+1D+1E+1F+1G+1H	55535	135607
3	Loans to weaker Sections under Priority Sector	1203	29834
4	Non-Priority Sector	5357	25926
4A	Agriculture	10	594
4B	Education	3	52
4C	Housing	129	2319
4D	Personal Loans under Non-Priority Sector	1519	6201
4E	Others	3694	16758
5	Sub-total=4A+4B+4C+4D+4E	5355	25924
	Total=2+5	60890	161531

Sd/- *Gautam*
Lead District Manager
Name: GAUTAM SHARMA
Seal

Sd/- *Ravi*
District Collector
Name: Ravi Bhatnagar

Date: 21-02-24



APPROVED ANNUAL CREDIT PLAN FOR FY 2024-25
DISTRICT : MANDLA

Sr. No	Categories	Number in Actual & Amount in Lakh	
		Number	Amount
1	Priority Sector	76157	109459
1A	Agriculture = 1A(i)+1A(ii)+1A(iii)	58963	61792
1A(i)	Farm Credit	58044	50310
	Crop Loans (Out of Farm Credit)	20955	26026
1A(ii)	Agriculture Infrastructure	142	493
1A(iii)	Ancillary Activities	777	10989
1B	Micro, Small and Medium Enterprises = 1B(i)+1B(ii)+1B(iii)+1B(iv)+1B(v)	8522	39514
1B(i)	Micro Enterprises (Manufacturing + Service)	8209	26663
1B(ii)	Small Enterprises (Manufacturing + Service)	269	12708
1B(iii)	Medium Enterprises (Manufacturing + Service)	0	0
1B(iv)	Khadi and Village Industries	41	139
1B(v)	Others under MSMEs	3	4
1C	Export Credit	0	0
1D	Education	77	137
1E	Housing	478	2207
1F	Social Infrastructure	10	5
1G	Renewable Energy	0	0
1H	Others	8107	5804
2	Sub total= 1A+1B+1C+1D+1E+1F+1G+1H	76157	109459
3	Loans to weaker Sections under Priority Sector	39917	34053
4	Non-Priority Sector	10180	32699
4A	Agriculture	69	40
4B	Education	3	85
4C	Housing	183	2160
4D	Personal Loans under Non-Priority Sector	2206	9709
4E	Others	7719	20705
5	Sub-total = 4A+4B+4C+4D+4E	10180	32699
	Total=2+5	86337	142158

Sd/- *[Signature]*
Lead District Manager
Name : **SUJAY KUMAR**
Seal

Sd/- *[Signature]*
District Collector
Name : **Dr. Saloni Sidana (IAS)**

Date: 13/



APPROVED ANNUAL CREDIT PLAN FOR FY 2024-25
DISTRICT : MANDSAUR

Sr. No	Categories	Number in Actual & Amount in Lakh	
		Total Credit Plan	
		Number	Amount
		340998	580716
1	Priority Sector	293776	379770
1A	Agriculture = 1A(i)+1A(ii)+1A(iii)	291560	344576
1A(i)	Farm Credit	151136	226262
	Crop Loans (Out of Farm Credit)	844	3229
1A(ii)	Agriculture Infrastructure	1372	31965
1A(iii)	Ancillary Activities		
1B	Micro, Small and Medium Enterprises = 1B(i)+1B(ii)+1B(iii)+1B(iv)+1B(v)	21330	180573
1B(i)	Micro Enterprises (Manufacturing + Service)	20079	92207
1B(ii)	Small Enterprises (Manufacturing + Service)	1033	65800
1B(iii)	Medium Enterprises (Manufacturing + Service)	179	21634
1B(iv)	Khadi and Village Industries	31	640
1B(v)	Others under MSMEs	8	292
1C	Export Credit	0	0
1D	Education	375	558
1E	Housing	798	5219
1F	Social Infrastructure	64	25
1G	Renewable Energy	0	0
1H	Others	24655	14571
2	Sub total= 1A+1B+1C+1D+1E+1F+1G+1H	340998	580716
3	Loans to weaker Sections under Priority Sector	91610	146445
4	Non-Priority Sector	40474	106283
4A	Agriculture	23	49
4B	Education	17	116
4C	Housing	471	6264
4D	Personal Loans under Non-Priority Sector	4464	14039
4E	Others	35499	85815
5	Sub-total = 4A+4B+4C+4D+4E	40474	106283
	Total=2+5	381472	686999

Sd/-

Lead District Manager

Name:

Seal



Date:

Sd/-

District Collector

Name:

जिला मंसूर (म.प्र.)

LBS-MIS-1
Statement showing Targets of Annual Credit Plans (ACP) for the FY 2024-25

No. in actuals. Amount in lakhs

Name of the District: MAUGANJ

Sr. No.	Categories	Yearly Targets under ACP 2024-25	
		Number	Amount
1	PRIORITY SECTOR	19459	27119
1A	Agriculture=1A(i)+1A(ii)+1A(iii)	13468	11576
1A(i)	Farm Credit	13456	11438.00
	Crop Loans (out of Farm Credit)	10421	8858.00
		2	70.00
1A(ii)	Agriculture Infrastructure	10	68.00
1A(iii)	Ancillary Activities		
1B	Micro, Small and Medium Enterprises=1B(i)+1B(ii)+1B(iii)+1B(iv)+1B(v)	3441	13929
1B(i)	Micro Enterprises (Manufacturing+Service advances upto Rs. 5 crores)	3373	13499.00
1B(ii)	Small Enterprises (Manufacturing+Service advances upto Rs. 5 crores)	38	366.00
1B(iii)	Medium Enterprises (Manufacturing+Service advances upto Rs. 10 crores)	0	0.00
1B(iv)	Khadi & Village Industries	28	60.00
1B(v)	Others under MSMEs	2	4.00
1C	Export Credit	0	0.00
1D	Education	16	36.00
1E	Housing	40	396.00
1F	Social Infrastructure	4	2.00
1G	Renewable Energy	0	0.00
1H	Others	2490	1180.00
2	Sub Total=1A+1B+1C+1D+1E+1F+1G+1H	19459	27119
3	Loans to Weaker Sections under Priority Sector	11282	8722.00
4	NON-PRIORITY SECTOR	3251	10316.00
4A	Agriculture	68	14.00
4B	Education	1	3.00
4C	Housing	20	193.00
4D	Personal Loans under Non-Priority Sector	910	4727.00
4E	Others	2252	5379.00
5	Sub-total=4A+4B+4C+4D+4E+4F	3251	10316
	TOTAL=2+5	22710	37435



Jyotsna
JYOTSNA AGRAWAL
HEAD BANK MANAGER

Ajay
AJAY SRIVASTAVA
(DISTRICT COLLECTOR)
District Malugani

APPROVED ANNUAL CREDIT PLAN FOR FY 2024-25
DISTRICT : MORENA

Number in Actual & Amount in Lakh

Sr. No	Categories	Total Credit Plan	
		Number	Amount
1	Priority Sector	56088	294421
1A	Agriculture = 1A(i)+1A(ii)+1A(iii)	40912	122158
1A(i)	Farm Credit	39438	53065
	Crop Loans (Out of Farm Credit)	26717	38738
1A(ii)	Agriculture Infrastructure	574	1818
1A(iii)	Ancillary Activities	900	67275
1B	Micro, Small and Medium Enterprises = 1B(i)+1B(ii)+1B(iii)+1B(iv)+1B(v)	9167	164415
1B(i)	Micro Enterprises (Manufacturing + Service)	8128	68448
1B(ii)	Small Enterprises (Manufacturing + Service)	795	51869
1B(iii)	Medium Enterprises (Manufacturing + Service)	163	36806
1B(iv)	Khadi and Village Industries	38	2035
1B(v)	Others under MSMEs	43	5257
1C	Export Credit	0	0
1D	Education	225	279
1E	Housing	1089	2583
1F	Social Infrastructure	2	21
1G	Renewable Energy	0	0
1H	Others	4693	4965
2	Sub total= 1A+1B+1C+1D+1E+1F+1G+1H	56088	294421
3	Loans to weaker Sections under Priority Sector	26913	42409
4	Non-Priority Sector	18179	67863
4A	Agriculture	283	2326
4B	Education	10	165
4C	Housing	170	2257
4D	Personal Loans under Non-Priority Sector	2730	9704
4E	Others	14986	53411
5	Sub-total = 4A+4B+4C+4D+4E	18179	67863
	Total=2+5	74267	362284



Sd/-
Lead District Manager
Name: N. K. Maurya
Seal

Date: 02/10/2024

Sd/-
District Collector
Name:

(Ankit Asthana)

Collector
District Morena (M.P.)

APPROVED ANNUAL CREDIT PLAN FOR FY 2024-25
DISTRICT : NARMADAPURAM

Number in Actual & Amount in Lakh

Sr. No	Categories	Total Credit Plan	
		Number	Amount
1	Priority Sector	370406	763775
1A	Agriculture = 1A(i)+1A(ii)+1A(iii)	319202	556263
1A(i)	Farm Credit	317040	452697
	Crop Loans (Out of Farm Credit)	145248	302998
1A(ii)	Agriculture Infrastructure	389	5013
1A(iii)	Ancillary Activities	1773	98553
1B	Micro, Small and Medium Enterprises = 1B(i)+1B(ii)+1B(iii)+1B(iv)+1B(v)	20978	180330
1B(i)	Micro Enterprises (Manufacturing + Service)	19959	78207
1B(ii)	Small Enterprises (Manufacturing + Service)	798	59582
1B(iii)	Medium Enterprises (Manufacturing + Service)	157	33363
1B(iv)	Khadi and Village Industries	56	9160
1B(v)	Others under MSMEs	8	18
1C	Export Credit	0	0
1D	Education	830	943
1E	Housing	3032	11341
1F	Social Infrastructure	52	120
1G	Renewable Energy	0	0
1H	Others	26312	14778
2	Sub total= 1A+1B+1C+1D+1E+1F+1G+1H	370406	763775
3	Loans to weaker Sections under Priority Sector	197935	190707
4	Non-Priority Sector	52521	135055
4A	Agriculture	194	1275
4B	Education	17	295
4C	Housing	667	11738
4D	Personal Loans under Non-Priority Sector	6950	20145
4E	Others	44693	101602
5	Sub-total = 4A+4B+4C+4D+4E	52521	135055
	Total=2+5	422927	898830

Sd/
Lead District
Name :
Seal



Date:

Sd/-
District Collector
Name :

(Signature)
जिला-नर्मदापुरम

APPROVED ANNUAL CREDIT PLAN FOR FY 2024-25
DISTRICT : NARSINGHPUR

Number in Actual & Amount in Lakh

Sr. No	Categories	Total Credit Plan	
		Number	Amount
1	Priority Sector	267986	508541
1A	Agriculture = 1A(i)+1A(ii)+1A(iii)	231790	349698
1A(i)	Farm Credit	229340	313586
	Crop Loans (Out of Farm Credit)	146191	242134
1A(ii)	Agriculture Infrastructure	400	2048
1A(iii)	Ancillary Activities	2050	34064
1B	Micro, Small and Medium Enterprises = 1B(i)+1B(ii)+1B(iii)+1B(iv)+1B(v)	16229	143052
1B(i)	Micro Enterprises (Manufacturing + Service)	15297	80278
1B(ii)	Small Enterprises (Manufacturing + Service)	592	32824
1B(iii)	Medium Enterprises (Manufacturing + Service)	65	28724
1B(iv)	Khadi and Village Industries	264	1019
1B(v)	Others under MSMEs	11	207
1C	Export Credit	0	0
1D	Education	314	479
1E	Housing	1182	4417
1F	Social Infrastructure	3	1
1G	Renewable Energy	0	0
1H	Others	18468	10894
2	Sub total= 1A+1B+1C+1D+1E+1F+1G+1H	267986	508541
3	Loans to weaker Sections under Priority Sector	91273	147493
4	Non-Priority Sector	20090	64318
4A	Agriculture	147	1144
4B	Education	9	56
4C	Housing	270	4819
4D	Personal Loans under Non-Priority Sector	3398	14961
4E	Others	16266	43338
5	Sub-total = 4A+4B+4C+4D+4E	20090	64318
	Total=2+5	288076	572859

Sd/-

Lead District Manager

Name: JESUDH B BISWAS

Seal



Date:

Sd/-

District Collector

Name: SHEETLA PATLE

Collector
Narsinghpur

LBS-MIS-1

Statement showing Targets of Annual Credit Plans (ACP) for the FY 2024-25

Name of the District: NEEMUCH

Sr. No.	Categories	Yearly Targets under ACP 2024-25	
		Number	Amount
1	PRIORITY SECTOR	103992	284310.00
1A	Agriculture=1A(i)+1A(ii)+1A(iii)	88536	190287.00
1A(i)	Farm Credit	86782	173565.00
	Crop Loans (out of Farm Credit)	56480	112961.00
1A(ii)	Agriculture Infrastructure	66	4911.00
1A(iii)	Ancillary Activities	1688	11811.00
1B	Micro, Small and Medium Enterprises=1B(i)+1B(ii)+1B(iii)+1B(iv)+1B(v)	10888	85760
1B(i)	Micro Enterprises (Manufacturing+Service)	10252	42770.00
1B(ii)	Small Enterprises (Manufacturing+Service)	252	28008.00
1B(iii)	Medium Enterprises (Manufacturing+Service)	77	13721.00
1B(iv)	Khadi & Village Industries	294	995.00
1B(v)	Others under MSMEs	13	266.00
1C	Export Credit	8	960.00
1D	Education	300	585.00
1E	Housing	950	4018.00
1F	Social Infrastructure	375	590.00
1G	Renewable Energy	425	820.00
1H	Others	2510	1290.00
2	Sub Total=1A+1B+1C+1D+1E+1F+1G+1H	103992	284310
3	Loans to Weaker Sections under Priority Sector	25998	71077.00
4	NON-PRIORITY SECTOR	8559	63543.00
4A	Agriculture	3	157.00
4C	Education	6	95.00
4D	Housing	196	3530.00
4E	Personal Loans under Non-Priority Sector	1875	7652.00
4F	Others	6479	52109.00
5	Sub-total=4A+4B+4C+4D+4E+4F	8559	63543
	TOTAL=2+5	112551	347853

sd/- 
 Lead District Manager
 Name: Sanyendra Kumar
 Seal
 Date: 15.02.2024

sd/- 
 District collector
 Name: DINESH JAIN.
 कलेक्टर
 जिला-नीमच (म.प्र.)

LBS-MIS-1
Statement showing Targets of Annual Credit Plans (ACP) for the FY 2024-25

No. in actuals. Amount in lakhs

Name of the District: NIWARI

Sr. No.	Categories	Yearly Targets under ACP 2024-25	
		Number	Amount
1	PRIORITY SECTOR	16205	19257.00
1A	Agriculture=1A(i)+1A(ii)+1A(iii)	13195	11522
1A(i)	Farm Credit	13167	11192.00
	Crop Loans (out of Farm Credit)	11534	9804.00
1A(ii)	Agriculture Infrastructure	4	80.00
1A(iii)	Ancillary Activities	24	250.00
1B	Micro, Small and Medium Enterprises=1B(i)+1B(ii)+1B(iii)+1B(iv)+1B(v)	2799	7275
1B(i)	Micro Enterprises (Manufacturing+Service advances upto Rs. 5 crores)	2720	6085.00
1B(ii)	Small Enterprises (Manufacturing+Service advances upto Rs. 5 crores)	36	905.00
1B(iii)	Medium Enterprises (Manufacturing+Service advances upto Rs. 10 crores)	1	87.00
1B(iv)	Khadi & Village Industries	39	194.00
1B(v)	Others under MSMEs	3	4.00
1C	Export Credit	0	0.00
1D	Education	35	48.00
1E	Housing	160	400.00
1F	Social Infrastructure	13	10.00
1G	Renewable Energy	0	0.00
1H	Others	3	2.00
2	Sub Total=1A+1B+1C+1D+1E+1F+1G+1H	16205	19257
3	Loans to Weaker Sections under Priority Sector	7292	5586.00
4	NON-PRIORITY SECTOR	3109	10370.00
4A	Agriculture	13	26.00
4B	Education	4	139.00
4C	Housing	48	762.00
4D	Personal Loans under Non-Priority Sector	330	925.00
4E	Others	2714	8518.00
5	Sub-total=4A+4B+4C+4D+4E+4F	3109	10370
	TOTAL=2+5	19314	29627

sd/ *[Signature]*
Lead District Manager

Name: *JEROME KUTUR*

Seal

Date: *16.02.2024*



Sd-
District collector
Name:

[Signature]
जिला-निवाडी (मंत्रालय)

Targets of Annual Credit Plans (ACP) for the FY 2024-25

No. in actuals, Amount in lakhs

Name of the District: PANDHURNA

Sr. No.	Categories	Yearly Targets under ACP 2024-25	
		Number	Amount
1	PRIORITY SECTOR	73510	128005.00
1A	Agriculture=1A(i)+1A(ii)+1A(iii)	64628	91510
1A(i)	Farm Credit	63934	79918.00
	Crop Loans (out of Farm Credit)	50544	63180.00
		54	464.00
1A(ii)	Agriculture Infrastructure	640	11128.00
1A(iii)	Ancillary Activities		
1B	Micro, Small and Medium Enterprises=1B(i)+1B(ii)+1B(iii)+1B(iv)+1B(v)	5708	32047
1B(i)	Micro Enterprises (Manufacturing+Service advances upto Rs. 5 crores)	5544	18977.00
1B(ii)	Small Enterprises (Manufacturing+Service advances upto Rs. 5 crores)	106	9414.00
1B(iii)	Medium Enterprises (Manufacturing+Service advances upto Rs. 10 crores)	8	3388.00
1B(iv)	Khadi & Village Industries	48	108.00
1B(v)	Others under MSMEs	2	160.00
1C	Export Credit	0	0.00
1D	Education	212	358.00
1E	Housing	262	1498.00
1F	Social Infrastructure	2	90.00
1G	Renewable Energy	0	0.00
1H	Others	2698	2502.00
2	Sub Total=1A+1B+1C+1D+1E+1F+1G+1H	73510	128005
3	Loans to Weaker Sections under Priority Sector	36755	64002.00
4	NON-PRIORITY SECTOR	6595	17793.00
4A	Agriculture	30	8.00
4B	Education	2	16.00
4C	Housing	145	1080.00
4D	Personal Loans under Non-Priority Sector	1334	4856.00
4E	Others	5084	11833.00
5	Sub-total=4A+4B+4C+4D+4E+4F	6595	17793
	TOTAL=2+5	80105	145798



sd/-
District Collector Name :

LBS-MIS-I

Statement showing Targets of Annual Credit Plans (ACP) for the FY 2024-25

No. in actuals. Amount in lakhs

Name of the District: PANNA

Sr. No.	Categories	Yearly Targets under ACP 2024-25	
		Number	Amount
1	PRIORITY SECTOR	53095	71084.00
1A	Agriculture=1A(i)+1A(ii)+1A(iii)	44768	52350
1A(i)	Farm Credit	44695	51400.00
	Crop Loans (out of Farm Credit)	29440	36800.00
1A(ii)	Agriculture Infrastructure	8	450.00
1A(iii)	Ancillary Activities	65	500.00
1B	Micro, Small and Medium	5653	15664
1B(i)	Micro Enterprises (Manufacturing+Service)	5610	14000.00
1B(ii)	Small Enterprises (Manufacturing+Service)	20	1574.00
1B(iii)	Medium Enterprises (Manufacturing+Service)	2	25.00
1B(iv)	Khadi & Village Industries	17	58.00
1B(v)	Others under MSMEs	4	7.00
1C	Export Credit	0	0.00
1D	Education	68	170.00
1E	Housing	180	900.00
1F	Social Infrastructure	65	490.00
1G	Renewable Energy	40	60.00
1H	Others	2321	1450.00
2	Sub Total=1A+1B+1C+1D+1E+1F+1G+1H	53095	71084
3	Loans to Weaker Sections under Priority Sector	23892	31988.00
4	NON-PRIORITY SECTOR	3743	26164.00
4A	Agriculture	1	71.00
4B	Education	2	33.00
4C	Housing	30	539.00
4D	Personal Loans under Non-Priority Sector	1088	4441.00
4E	Others	2622	21080.00
5	Sub-total=4A+4B+4C+4D+4E+4F	3743	26164
	TOTAL=2+5	56838	97248

sd/-

Lead District Manager

Name: SHAMA BANERJEE

Seal

Date: 15/02/2024



sd/-

कलेक्टर

Dist. Panna, Madhya Pradesh

Name:

श्री हरजिंदर सिंह

**APPROVED ANNUAL CREDIT PLAN FOR FY 2024-25
DISTRICT : RAISEN**

Sr. No	Categories	Number in Actual & Amount in Lakh	
		Total Credit Plan	
		Number	Amount
1	Priority Sector	412983	578394
1A	Agriculture = 1A(i)+1A(ii)+1A(iii)	356905	435743
1A(i)	Farm Credit	355432	411534
	Crop Loans (Out of Farm Credit)	151093	266816
1A(ii)	Agriculture Infrastructure	467	3116
1A(iii)	Ancillary Activities	1006	21093
1B	Micro, Small and Medium Enterprises = 1B(i)+1B(ii)+1B(iii)+1B(iv)+1B(v)	30592	117736
1B(i)	Micro Enterprises (Manufacturing + Service)	29799	62707
1B(ii)	Small Enterprises (Manufacturing + Service)	619	34971
1B(iii)	Medium Enterprises (Manufacturing + Service)	128	19428
1B(iv)	Khadi and Village Industries	35	137
1B(v)	Others under MSMEs	11	493
1C	Export Credit	0	0
1D	Education	269	367
1E	Housing	2373	7311
1F	Social Infrastructure	32	12
1G	Renewable Energy	0	0
1H	Others	22812	17225
2	Sub total= 1A+1B+1C+1D+1E+1F+1G+1H	412983	578394
3	Loans to weaker Sections under Priority Sector	175530	187160
4	Non-Priority Sector	31903	79800
4A	Agriculture	28	127
4B	Education	9	163
4C	Housing	475	9404
4D	Personal Loans under Non-Priority Sector	3601	11256
4E	Others	27790	58850
5	Sub-total = 4A+4B+4C+4D+4E	31903	79800
	Total=2+5	444886	658194

Sd/-
Lead District Manager
Name :
Seal



Date:


Sd/-
District Collector
Name :

LBS-MIS-I
Approved Annual Credit Plan (ACP) for the FY 2024-25

No. in actuals. Amount in lakhs

Name of the District: Rajgarh

Sr. No.	Categories	Yearly Targets under ACP 2024-25	
		Number	Amount
1	PRIORITY SECTOR	273362	556625
1A	Agriculture=1A(i)+1A(ii)+1A(iii)	223520	452432
1A(i)	Farm Credit	222716	445432
	Crop Loans (out of Farm Credit)	159216	316840
1A(ii)	Agriculture Infrastructure	22	1520
1A(iii)	Ancillary Activities	782	5480
1B	Micro, Small and Medium Enterprises=1B(i)+1B(ii)+1B(iii)+1B(iv)+1B(v)	24091	80453
1B(i)	Micro Enterprises (Manufacturing+Service)	23826	59565
1B(ii)	Small Enterprises (Manufacturing+Service)	246	19801
1B(iii)	Medium Enterprises (Manufacturing+Service)	6	999
1B(iv)	Khadi & Village Industries	11	38
1B(v)	Others under MSMEs	2	50
1C	Export Credit	0	0
1D	Education	315	850
1E	Housing	1174	7520
1F	Social Infrastructure	535	450
1G	Renewable Energy	8	100
1H	Others	23719	14820
2	Sub Total=1A+1B+1C+1D+1E+1F+1G+1H	273362	556625
3	Loans to Weaker Sections under Priority Sector	78988	194818
4	NON-PRIORITY SECTOR	9953	75733
4A	Agriculture	2	129
4B	Education	4	52
4C	Housing	193	3463
4D	Personal Loans under Non-Priority Sector	2240	9141
4E	Others	7514	62948
5	Sub-total=4A+4B+4C+4D+4E+4F	9953	75733
	TOTAL=2+5	283315	632358

Sd/- 
Lead District Manager
Name: Nand Kishore Patidar

Date:13-02-2024



Sd/- 
District Collector
Name: Harsh Dixit

Name of the District : Ratlam

Sr. No.	Categories	Total Credit Plan 2024-25	
		Number (Actual)	Amount (In Lakh)
1	Priority Sector	316095	808066
1A	Agriculture = 1A(i)+1A(ii)+1A(iii)	29486	403854
1A(i)	Farm Credit	292476	355348
	Crop Loans (Out of Farm Credit)	176827	258410
1A(ii)	Agriculture Infrastructure	70	2554
1A(iii)	Ancillary Activities	2270	45952
1B	Micro, Small and Medium Enterprises = 1B(i)+1B(ii)+1B(iii)+1B(iv)+1B(v)	16057	371384
1B(i)	Micro Enterprises (Manufacturing + Service)	11520	319280
1B(ii)	Small Enterprises (Manufacturing + Service)	4502	51993
1B(iii)	Medium Enterprises (Manufacturing + Service)	0	0
1B(iv)	Khadi and Village Industries	35	111
1B(v)	Others under MSMEs	0	0
1C	Export Credit	0	0
1D	Education	403	734
1E	Housing	3864	18164
1F	Social Infrastructure	39	138
1G	Renewable Energy	0	0
1H	Others	916	13792
2	Sub total= 1A+1B+1C+1D+1E+1F+1G+1H	316095	808066
3	Loans to weaker Sections under Priority Sector	17232	79200
4	Non-Priority Sector	31472	242006
4A	Agriculture	128	427
4B	Education	38	594
4C	Housing	666	16212
4D	Personal Loans under Non-Priority Sector	14219	25418
4E	Others	16421	199355
5	Sub-total = 4A+4B+4C+4D+4E	31472	242006
	Total=2+5	347567	1050072

Lead District Manager



MOHAN LAL MEENA
L.D.M.
RATLAM

District Collector

कलेक्टर
जिला रतलाम (म.प्र.)

श्री राजेश काश्यप

Statement showing Targets of Annual Credit Plans (ACP) for the FY 2024-25

Name of the District: REWA

No. in actuals. Amount in lakhs

Sr. No.	Categories	Yearly Targets under ACP 2024-25	
		Number	Amount
1	PRIORITY SECTOR		
1A	Agriculture=1A(i)+1A(ii)+1A(iii)		
1A(i)	Farm Credit	118704	299015.00
	Crop Loans (out of Farm Credit)	88962	139137
1A(ii)	Agriculture Infrastructure	87534	108542.00
1A(iii)	Ancillary Activities	5994	69432.00
1B	Micro, Small and Medium Enterprises=1B(i)+1B(ii)+1B(iii)+1B(iv)+1B(v)	54	2470.00
1B(i)	Micro Enterprises (Manufacturing+Service advances upto Rs. 5 crores)	1374	28125.00
1B(ii)	Small Enterprises (Manufacturing+Service advances upto Rs. 5 crores)	16238	96480.00
1B(iii)	Medium Enterprises (Manufacturing+Service advances upto Rs. 10 crores)	450	34188.00
1B(iv)	Khadi & Village Industries	98	15050.00
1B(v)	Others under MSMEs	60	162.00
1C	Export Credit	2	4.00
1D	Education	0	0.00
1E	Housing	355	694.00
1F	Social Infrastructure	852	7910.00
1G	Renewable Energy	8	40.00
1H	Others	0	0.00
2	Sub Total=1A+1B+1C+1D+1E+1F+1G+1H	11679	5350.00
3	Loans to Weaker Sections under Priority Sector	118704	299015
4	NON-PRIORITY SECTOR	72586	111964.00
4A	Agriculture	36693	150265.00
4B	Education	180	76.00
4C	Housing	38	630.00
4D	Personal Loans under Non-Priority Sector	1010	13817.00
4E	Others	5680	30518.00
5	Sub-total=4A+4B+4C+4D+4E+4F	29785	105224.00
	TOTAL=2+5	36693	150265
		155397	449280

SANJAY KUMAR NIGAM
(LEAD DISTRICT MANAGER)



SMT. PRATIBHA PAL
(DISTRICT COLLECTOR)
District Rowa (M.P.)

APPROVED ANNUAL CREDIT PLAN FOR FY 2024-25
DISTRICT : SAGAR

Sr. No	Categories	Number in Actual & Amount in Lakh	
		Total Credit Plan	
		Number	Amount
1	Priority Sector	380758	584685
1A	Agriculture = 1A(i)+1A(ii)+1A(iii)	328192	381090
1A(i)	Farm Credit	326586	362737
	Crop Loans (Out of Farm Credit)	193948	251937
		444	3043
1A(ii)	Agriculture Infrastructure	1162	15315
1A(iii)	Ancillary Activities		
1B	Micro, Small and Medium Enterprises = 1B(i)+1B(ii)+1B(iii)+1B(iv)+1B(v)	30480	187502
1B(i)	Micro Enterprises (Manufacturing + Service)	29325	112803
1B(ii)	Small Enterprises (Manufacturing + Service)	858	50836
1B(iii)	Medium Enterprises (Manufacturing + Service)	155	23200
1B(iv)	Khadi and Village Industries	131	500
1B(v)	Others under MSMEs	11	163
1C	Export Credit	0	0
1D	Education	534	898
1E	Housing	1990	7889
1F	Social Infrastructure	0	0
1G	Renewable Energy	0	0
1H	Others	19562	7306
2	Sub total= 1A+1B+1C+1D+1E+1F+1G+1H	380758	584685
3	Loans to weaker Sections under Priority Sector	125117	196381
4	Non-Priority Sector	43451	123860
4A	Agriculture	278	210
4B	Education	31	329
4C	Housing	587	8925
4D	Personal Loans under Non-Priority Sector	6026	24653
4E	Others	36529	89743
5	Sub-total = 4A+4B+4C+4D+4E	43451	123860
	Total=2+5	424209	708545

Sd/-

Lead District Manager

Name :

Seal


Chatandya Lal Singh

Sd/-

District Collector

निष्पेक्षक

जिला सागर (म.प्र.)

Date:


13/07/24




APPROVED ANNUAL CREDIT PLAN 2024-25
DISTRICT-SATNA

No. in actuals , Amount in lakh

Sr. No	Sector	Total Credit Plan	
		Number	Amount
1	Priority Sector	185144	452035
1A	Agriculture= 1A(i)+1A(ii)+1A(iii)	134131	201205
1A(i)	Farm Credit	132645	165498
	Crop Loans (out of Farm Credit)	79385	105797
1A(ii)	Agriculture Infrastructure	302	8597
1A(iii)	Ancillary Activities	1184	27110
1B	Micro, Small and Medium Enterprises = 1B(i)+1B(ii)+1B(iii)+1B(iv)+1B(v)	23221	224080
1B(i)	Micro Enterprises (Manufacturing + Service)	22089	113848
1B(ii)	Small Enterprises (Manufacturing + Service)	860	69125
1B(iii)	Medium Enterprises (Manufacturing + Service)	228	40885
1B(iv)	Khadi and Village Industries	40	135
1B(v)	Others under MSMEs	4	87
		0	0
1C	Export Credit	491	772
1D	Education	2022	9716
1E	Housing	1660	1246
1F	Social Infrastructure	1119	958
1G	Renewable Energy	22500	14058
1H	Others	185144	452035
2	Sub total= 1A+1B+1C+1D+1E+1F+1G+1H	4011	99449
3	Loans to weaker Sections under Priority Sector	17857	86420
4	Non-Priority Sector	32	1982
4A	Agriculture	12	174
4B	Education	430	7732
4C	Housing	5066	20672
4D	Personal Loans under Non-Priority Sector	12316	55860
4E	Others	17857	86420
5	Sub-total=4A+4B+4C+4D+4E	203001	538455
	Total=2+5		

Sd/- 
Lead District Manager
Name: GAUTAM SHARMA
Seal

Sd/- 
District Collector
Name: Mr. Anurag Verma

Date: 8.2.24



LBS-MIS-I

Statement showing Targets of Annual Credit Plans (ACP) for the FY 2024-25

No. in actuals. Amount in lakhs

Name of the District:SEHORE

Sr. No.	Categories	Yearly Targets under ACP 2024-25	
		Number	Amount
1	PRIORITY SECTOR	274646	687926.00
1A	Agriculture=1A(i)+1A(ii)+1A(iii)	225910	573836
1A(i)	Farm Credit	224400	561000.00
	Crop Loans (out of Farm Credit)	156000	390000.00
1A(ii)	Agriculture Infrastructure	102	2282.00
1A(iii)	Ancillary Activities	1408	10554.00
1B	Micro, Small and Medium Enterprises=1B(i)+1B(ii)+1B(iii)+1B(iv)+1B(v)	28397	90708
1B(i)	Micro Enterprises (Manufacturing+Service advances upto Rs. 5 crores)	28138	70346.00
1B(ii)	Small Enterprises (Manufacturing+Service advances upto Rs. 5 crores)	237	19079.00
1B(iii)	Medium Enterprises (Manufacturing+Service advances upto Rs. 10 crores)	6	1120.00
1B(iv)	Khadi & Village Industries	10	33.00
1B(v)	Others under MSMEs	6	130.00
1C	Export Credit	0	0.00
1D	Education	280	700.00
1E	Housing	1466	11000.00
1F	Social Infrastructure	8	20.00
1G	Renewable Energy	0	100.00
1H	Others	18505	11562.00
2	Sub Total=1A+1B+1C+1D+1E+1F+1G+1H	274566	687926
3	Loans to Weaker Sections under Priority Sector	69589	173378.00
4	NON-PRIORITY SECTOR	9509	67068.00
4A	Agriculture	3	187.00
4B	Education	5	68.00
4C	Housing	329	5912.00
4D	Personal Loans under Non-Priority Sector	2672	10901.00
4E	Others	6500	50000.00
5	Sub-total=4A+4B+4C+4D+4E+4F	9509	67068
	TOTAL=2+5	284075	754994

Lead District Manager

Name:

Seal

Date:

कृते-बैंक ऑफ इण्डिया
अग्रणी जिला प्रबंधक
सीहोर

District Collector
Name:

कलेक्टर, सीहोर

**APPROVED ANNUAL CREDIT PLAN FOR FY 2024-25
DISTRICT : SEONI**

Number in Actual & Amount in Lakh

Sr. No	Categories	Total Credit Plan	
		Number	Amount
1	Priority Sector	255719	344245
1A	Agriculture = 1A(i)+1A(ii)+1A(iii)	215408	228618
1A(i)	Farm Credit	213478	219897
	Crop Loans (Out of Farm Credit)	114025	161090
1A(ii)	Agriculture Infrastructure	488	1856
1A(iii)	Ancillary Activities	1442	6865
1B	Micro, Small and Medium Enterprises = 1B(i)+1B(ii)+1B(iii)+1B(iv)+1B(v)	14125	91134
1B(i)	Micro Enterprises (Manufacturing + Service)	13071	52497
1B(ii)	Small Enterprises (Manufacturing + Service)	620	27539
1B(iii)	Medium Enterprises (Manufacturing + Service)	79	9748
1B(iv)	Khadi and Village Industries	338	985
1B(v)	Others under MSMEs	17	365
1C	Export Credit	0	0
1D	Education	176	229
1E	Housing	587	4168
1F	Social Infrastructure	3	1
1G	Renewable Energy	0	0
1H	Others	25420	20095
2	Sub total= 1A+1B+1C+1D+1E+1F+1G+1H	255719	344245
3	Loans to weaker Sections under Priority Sector	55781	97151
4	Non-Priority Sector	17678	50535
4A	Agriculture	51	24
4B	Education	3	42
4C	Housing	253	5796
4D	Personal Loans under Non-Priority Sector	2650	12599
4E	Others	14721	32074
5	Sub-total = 4A+4B+4C+4D+4E	17678	50535
	Total=2+5	273397	394780


Sd/
Lead District Manager
Name :
Seal


Sd/-
District Collector
Name :

Date: 14.02.24

APPROVED ANNUAL CREDIT PLAN FOR FY 2024-25
DISTRICT : SHAHDOL

Sr. No	Categories	Number in Actual & Amount in Lakh	
		Total Credit Plan	
		Number	Amount
1	Priority Sector	95949	112423
1A	Agriculture = 1A(i)+1A(ii)+1A(iii)	69269	46822
1A(i)	Farm Credit	68589	44385
	Crop Loans (Out of Farm Credit)	16719	18509
1A(ii)	Agriculture Infrastructure	177	212
1A(iii)	Ancillary Activities	503	2225
1B	Micro, Small and Medium Enterprises = 1B(i)+1B(ii)+1B(iii)+1B(iv)+1B(v)	9109	55081
1B(i)	Micro Enterprises (Manufacturing + Service)	8739	34398
1B(ii)	Small Enterprises (Manufacturing + Service)	293	15859
1B(iii)	Medium Enterprises (Manufacturing + Service)	27	4334
1B(iv)	Khadi and Village Industries	39	32
1B(v)	Others under MSMEs	11	458
1C	Export Credit	0	0
1D	Education	211	289
1E	Housing	543	1754
1F	Social Infrastructure	2	1
1G	Renewable Energy	0	0
1H	Others	16815	8476
2	Sub total= 1A+1B+1C+1D+1E+1F+1G+1H	95949	112423
3	Loans to weaker Sections under Priority Sector	21829	33048
4	Non-Priority Sector	13192	43508
4A	Agriculture	45	21
4B	Education	6	116
4C	Housing	187	3366
4D	Personal Loans under Non-Priority Sector	2571	12669
4E	Others	10383	27336
5	Sub-total = 4A+4B+4C+4D+4E	13192	43508
	Total=2+5	109141	155931



Date:

Sd/-
District Collector
Name
शाहडोल (म.प्र.)

Statement showing Targets of Annual Credit Plans (ACP) for the FY 2024-25

No. in actuals. Amount in lakhs

Name of the District: SHAJAPUR

Sr. No.	Categories	Yearly Targets under ACP 2024-25	
		Number	Amount
1	PRIORITY SECTOR	217263	554049.00
1A	Agriculture=1A(i)+1A(ii)+1A(iii)	186042	472927
1A(i)	Farm Credit	184000	460000.00
	Crop Loans (out of Farm Credit)	129043	322608.00
1A(ii)	Agriculture Infrastructure	358	1145.00
1A(iii)	Ancillary Activities	1684	11782.00
1B	Micro, Small and Medium Enterprises=1B(i)+1B(ii)+1B(iii)+1B(iv)+1B(v)	19955	65472
1B(i)	Micro Enterprises (Manufacturing+Service)	19758	49394.00
1B(ii)	Small Enterprises (Manufacturing+Service)	182	14655.00
1B(iii)	Medium Enterprises (Manufacturing+Service)	7	1322.00
1B(iv)	Khadi & Village Industries	4	14.00
1B(v)	Others under MSMEs	4	87.00
1C	Export Credit	0	0.00
1D	Education	266	800.00
1E	Housing	940	3500.00
1F	Social Infrastructure	40	100.00
1G	Renewable Energy	60	150.00
1H	Others	9960	11100.00
2	Sub Total=1A+1B+1C+1D+1E+1F+1G+1H	217263	554049
3	Loans to Weaker Sections under Priority Sector	76042	203166.00
4	NON-PRIORITY SECTOR	7052	49468.00
4A	Agriculture	2	123.00
4B	Education	4	63.00
4C	Housing	122	2188.00
4D	Personal Loans under Non-Priority Sector	2290	9820.00
4E	Others	4634	37274.00
5	Sub-total=4A+4B+4C+4D+4E+4F	7052	49468
	TOTAL=2+5	224315	603517

Sd/-
Lead District Manager
Name: Vinod Kumar Kushwah
Seal
Date: 10/04/2024

Sd-
District Collector
जिला संजोपुर (म.प्र.)

LBS-MIS-I
Statement showing Targets of Annual Credit Plans (ACP) for the FY 2024-25

No. in actuals, Amount in lakhs

Name of the District/SH/OP/RKALA		Yearly Targets under ACP 2024-25	
Sr. No.	Categories	Number	Amount
1	PRIORITY SECTOR	56922	107302.00
1A	Agriculture - 1A(i)+1A(ii)+1A(iii)	52200	80925
1A(i)	Farm Credit	52104	78155.00
	Crop Loans (out of Farm Credit)	46266	69400.00
		6	252.00
1A(ii)	Agriculture Infrastructure	90	2518.00
1A(iii)	Ancillary Activities		
		2688	22815
1B	Micro, Small and Medium Enterprises - 1B(i)+1B(ii)+1B(iii)+1B(iv)+1B(v)		
1B(i)	Micro Enterprises (Manufacturing+Service advances upto Rs. 5 crores)	2524	15662.00
1B(ii)	Small Enterprises (Manufacturing+Service advances upto Rs. 5 crores)	134	7106.00
1B(iii)	Medium Enterprises (Manufacturing+Service advances upto Rs. 10 crores)	2	2.00
1B(iv)	Khadi & Village Industries	26	41.00
1B(v)	Others under MSMEs	2	4.00
1C	Export Credit	0	0.00
1D	Education	42	88.00
1E	Housing	92	386.00
1F	Social Infrastructure	20	40.00
1G	Renewable Energy	10	5.00
1H	Others	1870	3043.00
2	Sub Total=1A+1B+1C+1D+1E+1F+1G+1H	56922	107302
3	Loans to Weaker Sections under Priority Sector	28504	46036.00
4	NON-PRIORITY SECTOR	5581	18412.00
4A	Agriculture	2	2.00
4C	Education	3	28.00
4D	Housing	44	504.00
4E	Personal Loans under Non-Priority Sector	992	3668.00
4F	Others	4540	14210.00
5	Sub-total=4A+4B+4C+4D+4E+4F	5581	18412
	TOTAL=2+5	62503	125714

Lead District Manager
Name: Ram Prakash Sharma
Date: 15-02-2024



District collector
Name: Shri Sanjay Kumar
Date : 15-02-2024

कलेक्टर
जिला श्यामपुर (म.प्र.)

LBS-MIS-1

Statement showing Targets of Annual Credit Plans (ACP) for the FY 2024-25

No. in actuals, Amount in lakhs

Name of the District:SHIVPURI

Sr. No.	Categories	Yearly Targets under ACP 2024-25	
		Number	Amount
1	PRIORITY SECTOR	116347	230078.00
1A	Agriculture=1A(i)+1A(ii)+1A(iii)	91237	127000
1A(i)	Farm Credit	90298	117388.00
	Crop Loans (out of Farm Credit)	68480	89024.00
1A(ii)	Agriculture Infrastructure	62	1024.00
1A(iii)	Ancillary Activities	877	8588.00
1B	Micro, Small and Medium Enterprises=1B(i)+1B(ii)+1B(iii)+1B(iv)+1B(v)	14734	94710
1B(i)	Micro Enterprises (Manufacturing+Service advances upto Rs. 5 crores)	14216	62356.00
1B(ii)	Small Enterprises (Manufacturing+Service advances upto Rs. 5 crores)	424	30666.00
1B(iii)	Medium Enterprises (Manufacturing+Service advances upto Rs. 10 crores)	7	600.00
1B(iv)	Khadi & Village Industries	78	610.00
1B(v)	Others under MSMEs	9	478.00
1C	Export Credit	0	0.00
1D	Education	221	418.00
1E	Housing	640	2994.00
1F	Social Infrastructure	13	10.00
1G	Renewable Energy	2	12.00
1H	Others	9500	4934.00
2	Sub Total=1A+1B+1C+1D+1E+1F+1G+1H	116347	230078
3	Loans to Weaker Sections under Priority Sector	53519	105836.00
4	NON-PRIORITY SECTOR	20336	70714.00
4A	Agriculture	44	20.00
4B	Education	20	188.00
4C	Housing	288	3598.00
4D	Personal Loans under Non-Priority Sector	2236	8110.00
4E	Others	17748	58798.00
5	Sub-total=4A+4B+4C+4D+4E+4F	20336	70714
	TOTAL=2+5	136683	300792

sd/-

Lead District Manager

Name: SAHIL KUMAR JAIN

Seal

Date:

16/02-2024



Sd/-

District Collector
जिला शिवपुरी (म.प्र.)

Name:

LBS-MIS-I

**Statement showing Targets of Annual Credit Plans (ACP) for the FY 2024-25
(REVISED)**

No. in actuals. Amount in lakhs

Name of the District:SIDHI

Sr. No.	Categories	Yearly Targets under ACP 2024-25	
		Number	Amount
1	PRIORITY SECTOR	37517	73017.00
1A	Agriculture=1A(i)+1A(ii)+1A(iii)	27335	30879
1A(i)	Farm Credit	27260	29143.00
	Crop Loans (out of Farm Credit)	20510	21935.00
1A(ii)	Agriculture Infrastructure	8	286.00
1A(iii)	Ancillary Activities	67	1450.00
1B	Micro, Small and Medium Enterprises=1B(i)+1B(ii)+1B(iii)+1B(iv)+1B(v)	6907	39524
1B(i)	Micro Enterprises (Manufacturing+Service)	6644	30087.00
1B(ii)	Small Enterprises (Manufacturing+Service)	168	8816.00
1B(iii)	Medium Enterprises (Manufacturing+Service)	16	498.00
1B(iv)	Khadi & Village Industries	76	108.00
1B(v)	Others under MSMEs	3	15.00
1C	Export Credit	0	0.00
1D	Education	91	120.00
1E	Housing	148	1114.00
1F	Social Infrastructure	0	0.00
1G	Renewable Energy	0	0.00
1H	Others	3036	1380.00
2	Sub Total=1A+1B+1C+1D+1E+1F+1G+1H	37517	73017
3	Loans to Weaker Sections under Priority Sector	16575	21100.00
4	NON-PRIORITY SECTOR	12661	43238.00
4A	Agriculture	34	30.00
4B	Education	3	60.00
4C	Housing	166	1411.00
4D	Personal Loans under Non-Priority Sector	2930	15319.00
4E	Others	9528	26418.00
5	Sub-total=4A+4B+4C+4D+4E+4F	12661	43238
	TOTAL=2+5	50178	116255

Lead District Manager

Name: Jagmohan

Seal

Date:



District Collector

Name: **Sector**
Distt.Sidhi (M.P.)


APPROVED ANNUAL CREDIT PLAN 2024-25
DISTRICT- Singrauli

No. in actuals, Amount in lakh

S No	Sector	Total Credit Plan	
		Number	Amount
1	Priority sector		
1A	Agriculture= 1A(i)+1A(ii)+1A(iii)	14646	24389
1A(i)	Farm Credit	14211	21360
	Crop Loans (out of farm credit)	12437	17764
1A(ii)	Agriculture infrastructure	16	169
1A(iii)	Ancillary Activities	418	2861
1B	Micro, Small and Medium Enterprises= 1B(i)+1B(ii)+1B(iii)+1B(iv)+1B(v)	9169	73662
1B(i)	Micro Enterprises(Manufacturing+ Service)	8771	47675
1B(ii)	Small Enterprises(Manufacturing+ Service)	334	21055
1B(iii)	Medium Enterprises(Manufacturing+ Service)	51	4863
1B(iv)	Khadi and Village Industries	11	61
1B(v)	Others under MSMEs	3	8
1C	Export Credit	0	0
1D	Education	171	298
1E	Housing	135	1226
1F	Social Infrastructure	0	0
1G	Renewable Energy	0	0
1H	Others	38	98
2	Sub total= 1A+1B+1C+1D+1E+1F+1G+1H	24158	99674
3	Loans to weaker sections under Priority Sector	10514	21894
4	Non- Priority Sector		
4A	Agriculture	19	8
4B	Education	14	212
4C	Housing	192	2564
4D	Personal Loans under Non-Priority Sector	3146	19382
4E	Others	12656	73316
5	Sub total= 4A+4B+4C+4D+4E	16026	95481
	Total=2+5	40184	195155

Sd/-
Lead District Manager
Name: Nitin Patel

Date: 13.02.2024



Blas...

Sd/-
District Collector
Name: Arun Parmar


LBS-MIS-I
Statement showing Targets of Annual Credit Plans (ACP) for the FY 2024-25

No. in lakhs. Amount in lakhs

Name of the District: **TIKAMGARH**

Sr. No.	Categories	Yearly Targets under ACP 2024-25	
		Number	Amount
1	PRIORITY SECTOR	68334	116781.00
1A	Agriculture=1A(i)+1A(ii)+1A(iii)	53027	71797
1A(i)	Farm Credit	35408	42490.00
	Crop Loans (out of Farm Credit)	28	2150.00
1A(ii)	Agriculture Infrastructure	960	7200.00
1A(iii)	Ancillary Activities		
1B	Micro, Small and Medium Enterprises=1B(i)+1B(ii)+1B(iii)+1B(iv)+1B(v)	11949	37608
1B(i)	Micro Enterprises (Manufacturing+Service)		
1B(ii)	Small Enterprises (Manufacturing+Service)		350.00
1B(iii)	Medium Enterprises (Manufacturing+Service)	265	
1B(iv)	Khadi & Village Industries	5	105.00
1B(v)	Others under MSME's	0	0.00
1C	Export Credit		210.00
1D	Education		5500.00
1E	Housing		150.00
1F	Social Infrastructure		100.00
1G	Renewable Energy	2280	1416.00
1H	Others	68334	116781
2	Sub Total=1A+1B+1C+1D+1E+1F+1G+1H	23916	40874.00
3	Loans to Weaker Sections under Priority Sector	3728	26925.00
4	NON-PRIORITY SECTOR		0.00
4A	Agriculture		
4B	Education	40	1000.00
4C	Housing	955	3900.00
4D	Personal Loans under Non-Priority Sector	2729	21950.00
4E	Others	3728	26925
5	Sub-total=4A+4B+4C+4D+4E+4F		
	TOTAL=2+5	72062	143706

sd/- 
Lead District Manager
Name: **Rajesh Kumar Dohre**
Seal
Date: **16/02/2024**



LBS-MIS-I

Statement showing Targets of Annual Credit Plans (ACP) for the FY 2024-25

SLBC

No. in actuals, Amount in lakhs

Name of the District: UJJAIN

Sr. No.	Categories	Yearly Targets under ACP 2024-25	
		Number	Amount
1	PRIORITY SECTOR	401801	1087254.00
1A	Agriculture=1A(i)+1A(ii)+1A(iii)	296700	743432
1A(i)	Farm Credit	294064	691052.00
	Crop Loans (out of Farm Credit)	251428	528000.00
1A(ii)	Agriculture Infrastructure	180	7680.00
1A(iii)	Ancillary Activities	2456	44700.00
1B	Micro, Small and Medium Enterprises=1B(i)+1B(ii)+1B(iii)+1B(iv)+1B(v)	48937	282020
1B(i)	Micro Enterprises (Manufacturing+Service advances upto Rs. 5 crores)	47638	162257.00
1B(ii)	Small Enterprises (Manufacturing+Service advances upto Rs. 5 crores)	1138	100119.00
1B(iii)	Medium Enterprises (Manufacturing+Service advances upto Rs. 10 crores)	125	19392.00
1B(iv)	Khadi & Village Industries	12	190.00
1B(v)	Others under MSMEs	24	62.00
1C	Export Credit	0	0.00
1D	Education	950	2466.00
1E	Housing	5322	23986.00
1F	Social Infrastructure	12	280.00
1G	Renewable Energy	20	100.00
1H	Others	49860	34970.00
2	Sub Total=1A+1B+1C+1D+1E+1F+1G+1H	401801	1087254
3	Loans to Weaker Sections under Priority Sector	139936	355494.00
4	NON-PRIORITY SECTOR	100069	248451.00
4A	Agriculture	66	450.00
4B	Education	115	1250.00
4C	Housing	2390	57318.00
4D	Personal Loans under Non-Priority Sector	9924	32825.00
4E	Others	87574	156608.00
5	Sub-total=4A+4B+4C+4D+4E+4F	100069	248451
	TOTAL=2+5	501870	1335705



Balram Bairagi
 Lead District Manager
 Name: BALRAM BAIRAGI
 Seal
 Date: 15/04/2024

Sd-

District collector

Name: Mr. NEERAJ KUMAR SINGH

Neeraj Kumar Singh
 जिला-उज्जैन

LBS-MIS-I

Statement showing Targets of Annual Credit Plans (ACP) for the FY 2024-25

No. in actuals. Amount in lakhs

Name of the District: UMARIA

Sr. No.	Categories	Yearly Targets under ACP 2024-25	
		Number	Amount
1	PRIORITY SECTOR	39953	44158.00
1A	Agriculture=1A(i)+1A(ii)+1A(iii)	29307	23348
1A(i)	Farm Credit	27794	20846.00
	Crop Loans (out of Farm Credit)	28786	12954.00
1A(ii)	Agriculture Infrastructure	8	288.00
1A(iii)	Ancillary Activities	1505	2214.00
1B	Micro, Small and Medium Enterprises=1B(i)+1B(ii)+1B(iii)+1B(iv)+1B(v)	4140	15816
1B(i)	Micro Enterprises (Manufacturing+Service advances upto Rs. 5 crores)	4026	10865.00
1B(ii)	Small Enterprises (Manufacturing+Service advances upto Rs. 5 crores)	96	4390.00
1B(iii)	Medium Enterprises (Manufacturing+Service advances upto Rs. 10 crores)	5	308.00
1B(iv)	Khadi & Village Industries	6	38.00
1B(v)	Others under MSMEs	7	215.00
1C	Export Credit	0	0.00
1D	Education	66	160.00
1E	Housing	133	608.00
1F	Social Infrastructure	2	2.00
1G	Renewable Energy	0	0.00
1H	Others	6305	4224.00
2	Sub Total=1A+1B+1C+1D+1E+1F+1G+1H	39953	44158
3	Loans to Weaker Sections under Priority Sector	24372	26936.00
4	NON-PRIORITY SECTOR	6356	24966.00
4A	Agriculture	0	0.00
4C	Education	2	16.00
4D	Housing	90	768.00
4E	Personal Loans under Non-Priority Sector	1402	5419.00
4F	Others	4862	18763.00
5	Sub-total=4A+4B+4C+4D+4E+4F	6356	24966
	TOTAL=2+5	46309	69124

Lead District Manager
District Umariya M.P.



District Collector
District Umariya M.P.

जिला-उमरिया(म.प्र.)

LBS-MIS-I

Statement showing Targets of Annual Credit Plans (ACP) for the FY 2024-25

No. in actuals. Amount in lakhs

Name of the District: VIDISHA

Sr. No.	Categories	Yearly Targets under ACP 2024-25	
		Number	Amount
1	PRIORITY SECTOR		
1A	Agriculture=1A(i)+1A(ii)+1A(iii)	268671	664762.00
1A(i)	Farm Credit	238462	556184
	Crop Loans (out of Farm Credit)	237374	540352.00
		194242	456135.00
1A(ii)	Agriculture Infrastructure	200	1820.00
1A(iii)	Ancillary Activities	888	14012.00
1B	Micro, Small and Medium Enterprises=1B(i)+1B(ii)+1B(iii)+1B(iv)+1B(v)	12980	90415
1B(i)	Micro Enterprises (Manufacturing+Service advances upto Rs. 5 crores)	12404	58998.00
1B(ii)	Small Enterprises (Manufacturing+Service advances upto Rs. 5 crores)	524	29112.00
1B(iii)	Medium Enterprises (Manufacturing+Service advances upto Rs. 10 crores)	22	1488.00
1B(iv)	Khadi & Village Industries	10	25.00
1B(v)	Others under MSMEs	20	792.00
1C	Export Credit	0	0.00
1D	Education	376	578.00
1E	Housing	2254	6750.00
1F	Social Infrastructure	213	160.00
1G	Renewable Energy	0	0.00
1H	Others	14386	10675.00
2	Sub Total=1A+1B+1C+1D+1E+1F+1G+1H	268671	664762
3	Loans to Weaker Sections under Priority Sector	120902	299142.00
4	NON-PRIORITY SECTOR	28574	72862.00
4A	Agriculture	168	974.00
4B	Education	16	200.00
4C	Housing	624	6566.00
4D	Personal Loans under Non-Priority Sector	3496	11352.00
4E	Others	24270	53770.00
5	Sub-total=4A+4B+4C+4D+4E+4F	28574	72862
	TOTAL=2+5	297245	737624



जिला अग्रणी बैंक प्रबंधक



अनुमोदित


जिला कलेक्टर विदिशा

SLBC

Madhya Pradesh

**9, Arera Hills, Central Bank of India,
Zonal Office, Bhopal**

www.slbcmadhyapradesh.in